

CITY OF ROCKY RIVER
DIVISION OF BUILDINGS

SUB-DIVISION OF PLUMBING

DATE

9/19 2024

AGREEMENT: In consideration of receiving a permit to install plumbing and drainage described on this application, the undersigned agrees to rules and ordinances of the City of Rocky River and the State of Ohio regulating such.

SIGNED:

STACK HEATING

Phil Zuh

Licensed Plumbing Contractor

ADDRESS:

37520 COLORADO

AKRON, OH 44311

Contractor Address

CONTRACTOR PHONE NO.

440-937-9134

FEE \$

Phone

NOTICE: ENCLOSE CHECK AND SELF-ADDRESSED ENVELOPE

OWNER :

PAULETTE TURK

Date: _____

STREET ADDRESS :

319 MOREWOOD PKWY

PERMIT NUMBER :

ESTIMATED COST:

PLUMBER :

STACK

\$2,500

APPLICATION IS HEREBY MADE TO INSTALL WORK AS INDICATED BELOW.

Base Fee: \$60/\$125 (Residential/Commercial)

(Unit Counts)

Water Closet \$5ea	Urinal \$5ea	Bath Tub \$5ea	Lavatory \$5ea	Shower \$5ea
-----------------------	-----------------	-------------------	-------------------	-----------------

Sink \$5ea	Disposal \$5ea	Dish Washer \$5ea	H.W. Tank \$5ea	Slop Sink \$5ea
---------------	-------------------	----------------------	--------------------	--------------------

Sewer, Gas & Water Line \$5 / 100ft <u>75'</u>	Floor Drain \$5ea	TRAY \$5ea	Other	PLUS 1% Residential 3% Commercial
--	----------------------	---------------	-------	--------------------------------------


CITY OF ROCKY RIVER
DIVISION OF BUILDINGS

SUB-DIVISION OF ELECT.

DATE: 9/3 2024

AGREEMENT: In consideration of receiving a permit to install Electrical Equipment described on this application, the undersigned agrees to rules and ordinances of the City of Rocky River and the State of Ohio regulating such.

SIGNED:



Licensed Contractor / Homeowner

ADDRESS:

35720 COLUMBIA AVE, NW 44011

Contractor Address

CONTACT PHONE NO.:

(C)- 216-905-2096 @- 440-937-9134

Contractor / Homeowner

NOTICE: ENCLOSE CHECK AND SELF-ADDRESSED ENVELOPE

OWNER: CHRIS + PAULETTE TURK

PERMIT NUMBER: _____

STREET ADDRESS: 319 MOREWOOD PKWY

PERMIT FEE: _____

ELECTRICAL CONTRACTOR:

STACK

ESTIMATED COST: \$15,500

APPLICATION IS HEREBY MADE TO INSTALL WORK AS INDICATED BELOW.

Base Fee: \$50/\$100 (Residential/Commercial)

Unit Counts

☐

Outlets (\$1/\$2)

☐

Motors (\$15/\$35)

☐

Range (\$1/\$2)

☐

Fixtures (\$1/\$2)

☐

Heaters (\$15/\$35)

☐

Sign

☐

Switches (\$1/\$2)

☐

Air Conditioner (\$15/\$35)

☐

Misc

☐

Dryer (\$1/\$2)

☐

Service (\$15/\$35)

☐

Panel (\$15/\$35)

☒

Generator (\$25/\$25)

☐

Solar Panels (\$150)

Plus: Ohio Tax (1% Res/3% Comm)

Additional Information: _____

ROCKY RIVER BOARD OF ZONING & BUILDING APPEALS

INSTRUCTIONS TO APPLICANTS

MEETINGS: 2nd Thursday of each month at 7:00 P.M. in Council Chambers of Rocky River City Hall.

DUE DATE FOR SUBMITTALS: 2 weeks (14 days) prior to the scheduled BZA meeting. Late or incomplete submittals will not be forwarded to the Board for inclusion on the upcoming agenda.

WHO MUST ATTEND: A representative, including the property owner, must be present at the BZA meeting for all variance requests.

APPLICATION FEE: Residential Variance - \$100.00 first variance + \$35.00 each additional variance
Commercial Variance - \$150.00 first variance + \$35.00 each additional variance request.

SUBMISSION REQUIREMENTS: Please provide 11 stapled sets of the following:

- 1) **Appropriate Building Permit Application** for your project. (i.e., Building Permit Application, Fence Permit Application, Accessory Permit Application, etc.); **Check representing Application Fee.**
- 2) **Fully completed Variance Application.** Begin with a written narrative describing exactly what project you would like to do and why it is necessary to do so. Please refer to the Typical Variance Sheet for guidance on which standard (Practical Difficulty **OR** Unnecessary Hardship) applies to your request – only complete questions under the appropriate heading.
- 3) **Detailed site drawing** – see attached example, showing all existing structures on the subject property, as well as structures on properties directly adjacent to the location of the subject of your variance request (i.e., line of neighbor's house, driveway and garage closest to the addition you are proposing). Proposed structures must also be shown on the site drawing, with dimensions and distances from property lines clearly labeled. PLEASE STAKE THE PROPERTY TO SHOW FOOTPRINT OF ADDITIONS, SHEDS OR LOCATIONS OF A/C CONDENSERS, etc. Site plan should show lot coverage by building calculation (existing and proposed).
- 4) **Elevation drawings** (for pergola, garage, addition or any exterior alteration). Show what all sides of the finished project will look like. Submit a photo example of proposed fences and sheds. Show height of structure on the elevations. Additions will require existing and proposed interior floor plans for the floors that are affected.
- 5) **Photographs** of your property and adjacent properties. Label each photo for clarity.
- 6) **Support letters** from surrounding property owners, if available.
- 7) **Any other information as may be requested** by the Building Department or Board Members.

All documentation or other information shall be delivered to:


Rocky River Board of Zoning & Building Appeals, City of Rocky River Building Department, 21012 Hilliard Blvd., Rocky River, Ohio 44116. Call 440-331-0600 ext. 2037 with questions.

(Applicants may not communicate with or present information relating to their variance request to any Board member directly. Communications must be submitted to the Building Department for delivery to the Board.)

I, (the owner/applicant) understand that upon the granting of my variance request from the BZA, a separate Permit Application fee will be due prior to the issuance of the Building Permit. I will not begin construction until the Building Permit has been issued.

Property Owner

Date



Applicant/Representative

Date

BZA Application Fee: _____

Date Paid: _____

CITY OF ROCKY RIVER
21012 Hilliard Blvd., Rocky River, Ohio 44116
Telephone (440) 331-0600 — Fax (440) 895-2628

APPLICATION FOR BOARD OF ZONING & BUILDING APPEALS
(Please Print or Type)

Application Filing Date: _____ Hearing Date: _____
Zoning of Property _____ Permanent Parcel No. _____

**NOTICE OF REQUEST OF A HEARING BEFORE THE
BOARD OF ZONING & BUILDING APPEALS**

Address of property seeking variance: 319 Morewood Parkway

Chris & Paulette Turk Phil Faulhaber
Name of Property Owner Name of Applicant / Representative

319 Morewood Parkway 37520 Colorado Ave, Avon
Address Address
Rocky River

216-318-7307 _____ 440-937-9134 _____
Telephone No. Cell Phone No. Telephone No. Cell Phone No.

E-MAIL: _____ E-MAIL: phil@stackheating.com

Description of what is intended to be done:
Permission to install new Generator for the
home in the back yard

Sections of the Code from which variance is being requested:

List variances requested:

Generator Placement

Property Owner's Signature

Phil Faulhaber
Applicant/Representative's Signature

★ Please note that the Board members visit the subject property prior to each BZA meeting.
Please indicate whether or not you have a dog(s) that may be outside at the time of their visits.

Yes ☐

No ☒

TYPICAL VARIANCE SHEET

Please check appropriate box and answer questions as directed.

	Check as Applicable	VARIANCE STANDARD
<ul style="list-style-type: none"> Any functional, land or building USE not specifically permitted in either a particular zoning district, or otherwise not permitted by the Development Code 	<input type="checkbox"/>	(Use) Unnecessary Hardship
ADDITIONS & BUILDINGS: <i>(Complete Building Permit Application)</i>		
<ul style="list-style-type: none"> Rear, side & front setbacks 	<input type="checkbox"/>	(Area) Practical Difficulties
<ul style="list-style-type: none"> Coverage (>28%) 	<input type="checkbox"/>	(Area) Practical Difficulties
DRIVEWAYS: <i>(Complete Building Permit Application)</i>		
<ul style="list-style-type: none"> Width 	<input type="checkbox"/>	(Area) Practical Difficulties
<ul style="list-style-type: none"> Distance from property line 	<input type="checkbox"/>	(Area) Practical Difficulties
<ul style="list-style-type: none"> Circular if lot width is <90' 	<input type="checkbox"/>	(Area) Practical Difficulties
SIGNS: <i>(Complete Sign Permit Application)</i>		
<ul style="list-style-type: none"> Area allowed (maximum sq. ft.) 	<input type="checkbox"/>	(Area) Practical Difficulties
<ul style="list-style-type: none"> Height 	<input type="checkbox"/>	(Area) Practical Difficulties
<ul style="list-style-type: none"> Front setback 	<input type="checkbox"/>	(Area) Practical Difficulties
<ul style="list-style-type: none"> Lot width <100' 	<input type="checkbox"/>	(Area) Practical Difficulties
<ul style="list-style-type: none"> Number of items of information 	<input type="checkbox"/>	(Area) Practical Difficulties
<ul style="list-style-type: none"> On side of building 	<input type="checkbox"/>	(Area) Practical Difficulties
FENCES: <i>(Complete Fence Permit Application)</i>		
<ul style="list-style-type: none"> Height or Openness 	<input type="checkbox"/>	(Area) Practical Difficulties
<ul style="list-style-type: none"> Front Yard (in setback) 	<input type="checkbox"/>	(Area) Practical Difficulties
ACCESSORY BUILDINGS (Play Structures, Storage Sheds: <i>(Complete Accessory Structure Permit Application); Detached Garages:</i> <i>(Complete Building Permit Application)</i>		
<u>Note:</u> Total square footage of all accessory buildings, including detached garages, is not to exceed 600 square feet.)		
<ul style="list-style-type: none"> Height 	<input type="checkbox"/>	(Area) Practical Difficulties
<ul style="list-style-type: none"> Setback from property line 	<input type="checkbox"/>	(Area) Practical Difficulties
<ul style="list-style-type: none"> Square footage 	<input type="checkbox"/>	(Area) Practical Difficulties
Air Conditioners and Generators: <i>(Complete HVAC Permit for A/C or Electrical Permit for Generators)</i>		
<ul style="list-style-type: none"> In side or rear yard <10' from property line or in front yard 	<input checked="" type="checkbox"/>	(Area) Practical Difficulties
Parking: <i>(Complete Building Permit Application)</i>		
<ul style="list-style-type: none"> < the number of spaces required 	<input type="checkbox"/>	(Area) Practical Difficulties
<ul style="list-style-type: none"> Setback from property line 	<input type="checkbox"/>	(Area) Practical Difficulties

PRACTICAL DIFFICULTIES

ALL QUESTIONS REQUIRE A COMPLETE RESPONSE

R.R.C.O. 1133.17(c)(1). In order to grant an area variance, the following factors shall be considered and weighted by the Board of Appeals to determine practical difficulty:

- A.) Describe what special conditions and circumstances exist which are peculiar to the land or structure involved and which are not applicable generally to other land or structures in the same zoning district (i.e., exceptional irregularity, narrowness, shallowness or steepness of the lot; or proximity to non-conforming and inharmonious uses, structures or conditions).

The home does not have enough distance on the side yard to install Generator to Code, the back yard has a patio that is concrete.

- B.) Explain whether the property in question will yield a reasonable return or whether there can be any beneficial use of the property without the variance (discuss use limitations without the variance).

This home did not have Power for 5 days during the storm recently and lost alot of goods. Homeowner would like to prevent that from happening again.

- C.) Explain whether the variance is substantial and is the minimum necessary to make possible the reasonable use of the land or structures (demonstrate how much the variance request deviates from Code requirements, i.e., coverage is 1 or 2% above Code, or setback is 1 or 2 feet less than Code requirement).

Current code calls for 10' from the property line. The unit we are proposing a new unit that would be 4' from the Property line.

- D.) Explain whether the essential character of the neighborhood would be substantially altered and whether adjoining properties would suffer substantial detriment as a result of the variance (discuss the increase of value, use, and aesthetic appeal for both your property and adjoining properties, together with any negative impact to adjoining properties).

This proposed unit would ~~be~~ not be visible from the street and the db rating from @3' away is 67 db.

E.) Explain whether the variance would adversely affect the delivery of governmental services, such as water, sewer, or trash pickup.

N/A

F.) Explain whether the property owner purchased the property with knowledge of the zoning restrictions.

N/A

G.) Explain whether special conditions or circumstances exist as a result of actions of the owner.

N/A

H.) Explain whether the property owner's predicament feasibly can be obviated through some method other than a variance (why other means and methods of property improvements or enhancements would not suffice).

The ~~size~~^{size} of the lots prohibits side yard installs without the 10' requirement.

I.) Explain whether the spirit and intent behind the zoning requirement would be observed and substantial justice done by granting a variance (discuss the positive impact of your improvement on your property and on the surrounding neighborhood).

The homeowner will be able to provide a safe and comfortable home in inclement weather.

J.) Explain whether the granting of the variance requested will confer on the applicant any special privilege that is denied by this regulation to other lands, structures, or buildings in the same district.

I don't believe so.

K.) Explain whether a literal interpretation of the provisions of this Code would deprive the applicant of rights commonly enjoyed by other properties in the same district under the terms of this Code.

The size of the lots hinder installs.

PLEASE NOTE: A separate Permit Application and fee will be due prior to issuance of the Building Permit. NO CONSTRUCTION IS TO BEGIN until the Building Permit has been issued.

UNNECESSARY HARDSHIP STANDARD

ONLY ANSWER THESE QUESTIONS IF YOU ARE REQUESTING A VARIANCE FOR ANY FUNCTIONAL, LAND OR BUILDING USE NOT SPECIFICALLY PERMITTED IN EITHER A PARTICULAR ZONING DISTRICT, OR OTHERWISE NOT PERMITTED BY THE DEVELOPMENT CODE. (See Typical Variance Sheet for guidance.)

ALL QUESTIONS REQUIRE A COMPLETE RESPONSE

In order to grant a use variance, the Board of Appeals shall determine that strict compliance with the terms of this Code will result in unnecessary hardship to the applicant. **THE APPLICANT MUST DEMONSTRATE SUCH HARDSHIP BY CLEAR AND CONVINCING EVIDENCE** that the criteria in Rocky River Codified Ordinances, sub-section 1133.17(c)(2) is satisfied.

R.R.C.O. Chapter 1133.17(c)(2)A. Please demonstrate hardship with the following:

- i.) Explain how the variance requested stems from a condition that is **UNIQUE TO THE PROPERTY AT ISSUE** and not ordinarily found in the same zone or district. (i.e., topographical or geological limitations; unique structure of original building, etc.)

The size of the lot hinders side yard placement.

- ii.) Explain how the granting of the variance will not have any material adverse effect on the rights of adjacent property owners or residents.

unit is below db rating required and will not be visible from the street.

- iii.) Explain how the granting of the variance will not have any material adverse effect on the public health, safety or general welfare of the City of Rocky River.

Unit will be installed per code and manufacturers specs.

iv.) Explain how the variance will be consistent with the general spirit and intent of the Code.

We will follow all local and state
protocol for install

v.) Explain how the variance sought is the minimum that will afford relief to the applicant.

The homeowner will be able to power their
home when utility power is down.

R.R.C.O. Chapter 1133.17(c)(2)B. If applicable, explain what further evidence you would like the Board of Appeals to consider, as follows:

i.) Whether the property cannot be put to any economically viable use under any of the permitted uses in the zoning district in which the property is located.

This will not affect the area in anyway.

ii.) Whether, and to the extent to which (if applicable), the hardship condition is not created by actions of the applicant.

Homeowner purchased the home and as time
progressed they decided to add Generator.

PLEASE NOTE: A separate Permit Application and fee will be due prior to issuance of the Building Permit. NO CONSTRUCTION IS TO BEGIN until the Building Permit has been issued.

NEIGHBOR'S
GARAGE

GENEALMO

11/10/2010 10:10:10

4' PLASTER LINE

24 K 2

3 # 2 THIN
1 - # 6 THIN
6 # 4 THIN

1/4 GAS LINE

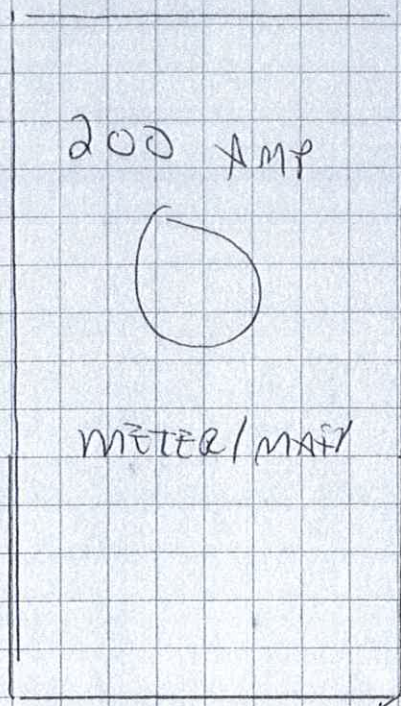
48' FROM HOSE

200 AMP
TRANSFER
SWITCH

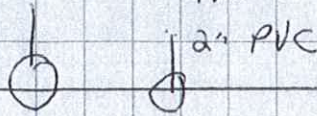
200 AMP
METER BASE

3-3/4
1-4
THIN


319 MOREWOOD PRKY



3-3/0 THHN
1-#4 THHN



2" PVC
3-3/0 THHN
1-#4 THHN



200 AMP
ATS

3-#2 THHN
② 1-#8 THHN
6-#14 THHN

1 1/2" PVC
BURIED
10"

1 1/4 GAS
LINE
18" DEEP

GENERATOR

10 FT
FROM
PROPERTY
LINE

5 FT FROM
PROPERTY LINE

GENERATOR

30102051

30102050

30102040

30102052





- GENERATION

20/22/24 kW

Specifications

Generator

Model	G007038-1 G007039-1 (20 kW)	G007042-10 G007043-10 (22 kW)	G007038-3 G007039-3 (20 kW)	G007042-11 G007043-11 (22 kW)	G007209-10 G007210-10 (24 kW)
Rated maximum continuous power capacity (LP)	20,000 Watts*	22,000 Watts*	20,000 Watts*	22,000 Watts*	24,000 Watts*
Rated maximum continuous power capacity (NG)	18,000 Watts*	19,500 Watts*	18,000 Watts*	19,500 Watts*	21,000 Watts*
Rated voltage	240				
Rated maximum continuous load current – 240 volts (LP/NG)	83.3 / 75.0	91.7 / 81.3	83.3 / 75.0	91.7 / 81.3	100 / 87.5
Total Harmonic Distortion	Less than 5%				
Main line circuit breaker	90 amp	100 amp	90 amp	100 amp	100 amp
Phase	1				
Number of rotor poles	2				
Rated AC frequency	60 Hz				
Power factor	1.0				
Battery requirement (not included)	12 Volts, Group 26R 540 CCA minimum or Group 35AGM 650 CCA minimum				
Unit weight (lb / kg)	448 / 203	466 / 211	436 / 198	445 / 202	455 / 206
Dimensions (L x W x H) in / cm	48 x 25 x 29 / 121.9 x 63.5 x 73.7				
Sound output in dB(A) at 23 ft (7 m) with generator operating at normal load**	67	67	67	67	67
Sound output in dB(A) at 23 ft (7 m) with generator in Quiet-Test™ low-speed exercise mode**	55	57	55	57	57
Exercise duration	5 min				

Engine

Engine type	GENERAC G-Force 1000 Series				
Number of cylinders	2				
Displacement	999 cc				
Cylinder block	Aluminum w/ cast iron sleeve				
Valve arrangement	Overhead valve				
Ignition system	Solid-state w/ magneto				
Governor system	Electronic				
Compression ratio	9.5:1				
Starter	12 VDC				
Oil capacity including filter	Approx. 1.9 qt / 1.8 L				
Operating rpm	3,600				
Fuel consumption					
Natural gas	ft ³ /hr (m ³ /hr)				
1/2 Load	204 (5.78)	228 (6.46)	164 (4.64)	203 (5.75)	
Full Load	301 (8.52)	327 (9.26)	287 (8.13)	306 (8.66)	
Liquid propane	ft ³ /hr (gal/hr) [L/hr]				
1/2 Load	87 (2.37) [8.99]	92 (2.53) [9.57]	86 (2.36) [8.95]	92 (2.53) [9.57]	
Full Load	130 (3.56) [13.48]	142 (3.90) [14.77]	136 (3.74) [14.15]	142 (3.90) [14.77]	

Note: **Fuel pipe must be sized for full load.** Required fuel pressure to generator fuel inlet at all load ranges - 3.5–7 in water column (0.87–1.74 kPa) for NG, 10–12 in water column (2.49–2.99 kPa) for LP gas. For BTU content, multiply ft³/hr x 2500 (LP) or ft³/hr x 1000 (NG). For Megajoule content, multiply m³/hr x 93.15 (LP) or m³/hr x 37.26 (NG).

Controls

Two-line plain text multilingual LCD	Simple user interface for ease of operation.
Mode buttons: AUTO	Automatic start on utility failure. Weekly, Bi-weekly, or Monthly selectable exerciser.
MANUAL	Start with starter control, unit stays on. If utility fails, transfer to load takes place.
OFF	Stops unit. Power is removed. Control and charger still operate.
Ready to Run/Maintenance messages	Standard
Engine run hours indication	Standard
Programmable start delay between 2–1500 seconds	Standard (programmable by dealer only)
Utility Voltage Loss/Return to Utility adjustable (brownout setting)	From 140–171 V / 190–216 V
Future Set Capable Exerciser/Exercise Set Error warning	Standard
Run/Alarm/Maintenance logs	50 events each
Engine start sequence	Cyclic cranking: 16 sec on, 7 rest (90 sec maximum duration).
Starter lock-out	Starter cannot re-engage until 5 sec after engine has stopped.
Smart Battery Charger	Standard
Charger Fault/Missing AC warning	Standard
Low Battery/Battery Problem Protection and Battery Condition indication	Standard
Automatic Voltage Regulation with Over and Under Voltage Protection	Standard
Under-Frequency/Overload/Stepper Overcurrent Protection	Standard
Safety Fused/Fuse Problem Protection	Standard
Automatic Low Oil Pressure/High Oil Temperature Shutdown	Standard
Overcrank/Overspeed (@ 72 Hz)/rpm Sense Loss Shutdown	Standard
High Engine Temperature Shutdown	Standard
Internal Fault/Incorrect Wiring protection	Standard
Common external fault capability	Standard
Field upgradable firmware	Standard

Rating definitions - Optional Standby: Applicable for supplying backup power for the duration of the utility power outage with correct maintenance performed. No overload capability is available for this rating. (All ratings in accordance with BS5514, ISO3046, UL2200, and DIN6271).

* Maximum kilovolt amps and current are subject to and limited by such factors as fuel BTU/megajoule content, ambient temperature, altitude, engine power and condition, etc. Maximum power decreases approximately 3.5% for each 1,000 ft (304.8 m) above sea level, and also will decrease approximately 1% for each 10 °F (6 °C) above 60 °F (16 °C).

** Sound levels are taken from the front of the generator. Sound levels taken from other sides of the generator may be higher depending on installation parameters.

20/22/24 kW

Switch Options

Service Rated Automatic Transfer Switch Features

- Intelligently manages up to four air conditioner loads with no additional hardware.
- Up to eight additional large (240 VAC) loads can be managed when used in conjunction with Smart Management Modules (SMMs).
- Electrically operated, mechanically-held contacts for fast, clean connections.
- Main breakers are rated for 80% continuous load.
- 2-pole, 250 VAC contactors.
- Service equipment rated, dual coil design.
- Rated for both aluminum and copper conductors.
- Main contacts are silver plated or silver alloy to resist welding and sticking.
- NEMA/UL 3R aluminum outdoor enclosure allows for indoor or outdoor mounting flexibility.

Dimensions

200 Amps 120/240, 1Ø Open Transition Service Rated					
	Height		Width		Depth
	H1	H2	W1	W2	
in	26.8	30.1	10.5	13.5	6.9
cm	67.95	76.43	26.67	34.18	17.5

Wire Ranges		
Conductor Lug	Neutral Lug	Ground Lug
250 MCM - #6	350 MCM - #6	2/0 - #14


Model

G007039-1, G007039-3 (20 kW)
G007043-10, G007043-11 (22 kW)
G007210-10 (24 kW)

No. of poles	2
Current rating (amps)	200
Voltage rating (VAC)	120/240, 1Ø
Utility voltage monitor (fixed) *	
-Pick-up	80%
-Dropout	65%
Return to Utility *	Approx. 13 sec
ETL or UL listed	Standard
Enclosure type	NEMA/UL 3R
Circuit breaker protected	22,000
Lug range	250 MCM - #6

*Function of Evolution controller

Exercise can be set to weekly, bi-weekly, or monthly



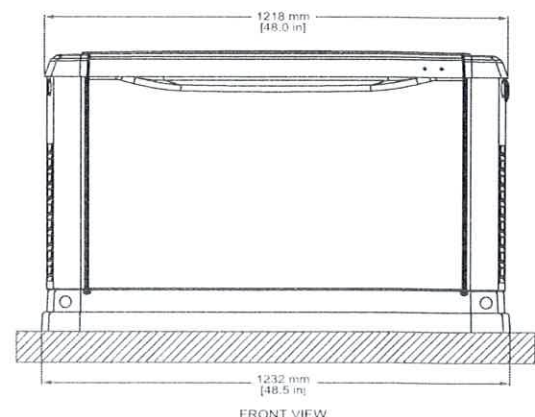
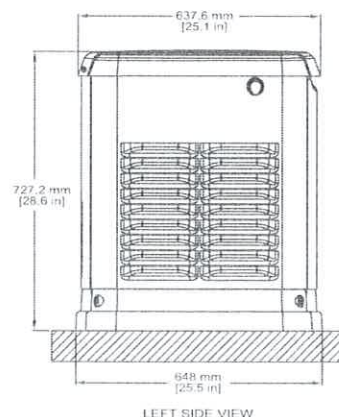
20/22/24 kW

Available Accessories

Model #	Product	Description
G007101-0	Battery Pad Warmer	Pad warmer rests under the battery. Recommended for use if temperature regularly falls below 0 °F (-18 °C). (Not necessary for use with AGM-style batteries).
G007102-0	Oil Warmer	Oil warmer slips directly over the oil filter. Recommended for use if temperature regularly falls below 0 °F (-18 °C).
G007103-1	Breather Warmer	Breather warmer is for use in extreme cold weather applications. For use with Evolution controllers only in climates where heavy icing occurs.
G005621-0	Auxiliary Transfer Switch Contact Kit	The auxiliary transfer switch contact kit allows the transfer switch to lock out a single large electrical load that may not be needed. Not compatible with 50 amp pre-wired switches.
G007027-0 - Bisque	Fascia Base Wrap Kit	The fascia base wrap snaps together around the bottom of the new air-cooled generators. This offers a sleek, contoured appearance as well as offering protection from rodents and insects by covering the lifting holes located in the base.
G005703-0 - Bisque	Touch-Up Paint Kit	If the generator enclosure is scratched or damaged, it is important to touch up the paint to protect from future corrosion. The touch-up paint kit includes the necessary paint to correctly maintain or touch up a generator enclosure.
G006485-0	Scheduled Maintenance Kit	Generac's scheduled maintenance kit provides all the items necessary to perform complete routine maintenance on a Generac automatic standby generator (oil not included).
G007009-0	LTE LP Tank Fuel Level Monitor	The LTE enabled LP tank fuel level monitor provides constant monitoring of the connected LP fuel tank. Monitoring the LP tank's fuel level is an important step in verifying the generator is ready to run during an unexpected power failure. Status alerts are available through a free application to notify users when the LP tank is in need of a refill.
G007000-0 (50 amp) G007006-0 (100 amp)	Smart Management Module	Smart Management Modules (SMM) are used to optimize the performance of a standby generator. It manages large electrical loads upon startup and sheds them to aid in recovery when overloaded. In many cases, using SMM's can reduce the overall size and cost of the system.
G007169-0 - 4G LTE G007170-0 - Wi-Fi/ Ethernet	Mobile Link [®] Cellular Accessories	The Mobile Link family of Cellular Accessories allow users to monitor generator status from anywhere in the world, using a smart phone, tablet, or PC. Easily access information such as the current operating status and maintenance alerts. Users can connect an account with an authorized service dealer for fast, friendly, and proactive service. With Mobile Link, users are taken care of before the next power outage.
G007220-0 - Bisque	Base Plug Kit	Base plugs snap into the lifting holes on the base of air-cooled home standby generators. This offers a sleek, contoured appearance, as well as offers protection from rodents and insects by covering the lifting holes located in the base. Kit contains four plugs, sufficient for use on a single air-cooled home standby generator.
G007303-0 (20 kW)	High Altitude Kit	A high altitude kit may be required when operating over 2,000 ft (610 m) above sea level per U.S. EPA regulations. Operating the engine with the incorrect engine configuration at a given altitude may increase emissions and decrease fuel efficiency and performance.

Dimensions & UPCs

Model	UPC
G007038	696471074185
G007039	696471074192
G007042	696471074208
G007043	696471074215
G007209	696471071511
G007210	696471084801



Dimensions shown are approximate. See installation manual for exact dimensions. DO NOT USE THESE DIMENSIONS FOR INSTALLATION PURPOSES.

TURK
319 MOREWOOD PKWY

GENERATOR

5'

GARAGE

15'

PATIO

DRIVEWAY

319
MOREWOOD PKWY

PATIO

DRIVEWAY

325 MOREWOOD
PKWY

PROPERTY
LINE

SIDE WALK