

SAMPLE BUILDING MATERIALS:

ROOF - CERTAINTED LANDMARK SHINGLES – MATCH EXISTING HOUSE

Landmark®

Landmark® UL 2218 Class 3 Impact Resistant shingles provide durability and aesthetics. They feature Class A fire resistance, with a dual-layer design and the widest array of colors in the industry.




Driftwood


SIDING – ALSIDE ASCEND COMPOSITE CLADDING
BOARD & BATTEN – AGELESS SLATE WITH PEBBLE TRIM
SOFFIT, FASCIA,RAKE – TO MATCH EXISTING “PEBBLE”



WINDOWS – PELLA LIFESTYLE (SEE ATTACHED)

COLOR: FOSSIL





Contract - Detailed

Pella Window and Door Showroom of Highland Heights
775 Alpha Drive
Highland Heights, OH 44143
Phone: (440) 942-2262 Fax: (440) 942-0416

Sales Rep Name: Brady, Tim
Sales Rep Phone: 216-952-5741
Sales Rep Fax: 440-942-0416
Sales Rep E-Mail: tim_brady@gunton.com

Customer Information	Project/Delivery Address	Order Information
<p>DOVER HOME REMODELERS 1211 Summit Ave LAKEWOOD, OH 44107-2442 Primary Phone: Mobile Phone: (216) 870-4452 Fax Number: (440) 777-8188 E-Mail: orhb@doverremodeling.com Contact Name: Great Plains #: 208974 Customer Number: 1002264532 Customer Account: 1000293965</p>	<p>Julie Hill 20794 Stratford Ave Lot # ROCKY RIVER, OH 44116 County: CUYAHOGA Owner Name: Owner Phone:</p>	<p>Quote Name: Lifestyle 2 Fossil/Bright White Order Number: 276 Quote Number: 20264477 Order Type: Non-Installed Sales Wall Depth: Payment Terms: Net 30 Days Tax Code: 18 Cust Delivery Date: None Quoted Date: 12/1/2025 Contracted Date: Booked Date: Customer PO #:</p>

Line # Location: 10 NEW SUNROOM

Lifestyle, 3-Wide Casement, 75 X 25, Without HGP, Fossil

Qty 1



PK # 2228

Viewed From Exterior

1: 2525 Left Casement
 Frame Size: 25 X 25
 Unit Type: No Program
 General Information: No Package, Without Hinged Glass Panel, Clad, Pine, 5", 3 11/16", No Certification
 Exterior Color / Finish: Standard Enduraclad, Fossil
 Interior Color / Finish: Bright White Paint Interior
 Glass: Insulated Low-E Advanced Low-E Insulating Glass Argon Non High Altitude
 Hardware Options: Wash Hinge Hardware, Fold-Away Crank, White, No Window Opening Control Device, No Limited Opening Hardware, No Integrated Sensor
 Screen: Full Screen, Bright White, InView™
 Performance Information: U-Factor 0.29, SHGC 0.25, VLT 0.47, CPD PEL-N-14-00678-00001, Performance Class LC, PG 50, Calculated Positive DP Rating 50, Calculated Negative DP Rating 50, FPA FL20675, STC 25, OITC 22, Egress Does not meet typical United States egress, but may comply with local code requirements
 2: 2525 Fixed Sash Set
 Frame Size: 25 X 25
 Unit Type: No Program
 General Information: No Package, Without Hinged Glass Panel, Clad, Pine, 5", 3 11/16", No Certification
 Exterior Color / Finish: Standard Enduraclad, Fossil
 Interior Color / Finish: Bright White Paint Interior
 Glass: Insulated Low-E Advanced Low-E Insulating Glass Argon Non High Altitude
 Performance Information: U-Factor 0.27, SHGC 0.28, VLT 0.52, CPD PEL-N-229-00862-00001, Performance Class LC, PG 50, Calculated Positive DP Rating 50, Calculated Negative DP Rating 50, FPA FL20653
 3: 2525 Left Casement
 Frame Size: 25 X 25
 Unit Type: No Program
 General Information: No Package, Without Hinged Glass Panel, Clad, Pine, 5", 3 11/16", No Certification
 Exterior Color / Finish: Standard Enduraclad, Fossil
 Interior Color / Finish: Bright White Paint Interior
 Glass: Insulated Low-E Advanced Low-E Insulating Glass Argon Non High Altitude
 Hardware Options: Wash Hinge Hardware, Fold-Away Crank, White, No Window Opening Control Device, No Limited Opening Hardware, No Integrated Sensor
 Screen: Full Screen, Bright White, InView™
 Performance Information: U-Factor 0.29, SHGC 0.25, VLT 0.47, CPD PEL-N-14-00678-00001, Performance Class LC, PG 50, Calculated Positive DP Rating 50, Calculated Negative DP Rating 50, FPA FL20675, STC 25, OITC 22, Egress Does not meet typical United States egress, but may comply with local code requirements
 Grille: GBG, No Custom Grille, 3/4" Contour, Traditional (2W2H), White, Fossil
 Vertical Mull 1: Factory/Mull, Standard Joining Mullion, Mull Design Pressure- 20, Overall Thru Direction- Vertical
 Vertical Mull 2: Factory/Mull, Standard Joining Mullion, Mull Design Pressure- 20, Overall Thru Direction- Vertical
 Wrapping Information: Foldout Fins, Factory Applied, No Head Drip Cap, No Exterior Trim, 6-9/16", 7 7/8", Standard Four Sided Jamb Extension, Factory Applied, Manufacturer Recommended Clearance, Perimeter Length = 200".

Rough Opening: 75 - 3/4" X 25 - 3/4"

For more information regarding the finishing, maintenance, service and warranty of all Pella® products, visit the Pella® website at www.pella.com

Line #	Location	Attributes
12	NEW SUNROOM	

Lifestyle, 3-Wide Casement, 75 X 25, Without HGP, Fossil

Qty
1



PK #
2228

Viewed From Exterior

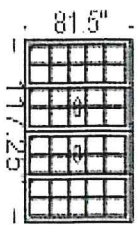
1: 2525 Right Casement
 Frame Size: 25 X 25
 Unit Type: No Program
 General Information: No Package, Without Hinged Glass Panel, Clad, Pine, 5", 3 11/16", No Certification
 Exterior Color / Finish: Standard Enduracrad, Fossil
 Interior Color / Finish: Bright White Paint Interior
 Glass: Insulated Low-E Advanced Low-E Insulating Glass Argon Non High Altitude
 Hardware Options: Wash Hinge Hardware, Fold-Away Crank, White, No Window Opening Control Device, No Limited Opening Hardware, No Integrated Sensor
 Screen: Full Screen, Bright White, InView™
 Performance Information: U-Factor 0.29, SHGC 0.25, VLT 0.47, CPD PEL-N-14-00678-00001, Performance Class LC, PG 50, Calculated Positive DP Rating 50, Calculated Negative DP Rating 50, FPA FL20675, STC 25, OITC 22, Egress Does not meet typical United States egress, but may comply with local code requirements
 Grille: GBG, No Custom Grille, 3/4" Contour, Traditional (2W2H), White, Fossil
 2: 2525 Fixed Sash Set
 Frame Size: 25 X 25
 Unit Type: No Program
 General Information: No Package, Without Hinged Glass Panel, Clad, Pine, 5", 3 11/16", No Certification
 Exterior Color / Finish: Standard Enduracrad, Fossil
 Interior Color / Finish: Bright White Paint Interior
 Glass: Insulated Low-E Advanced Low-E Insulating Glass Argon Non High Altitude
 Performance Information: U-Factor 0.27, SHGC 0.28, VLT 0.52, CPD PEL-N-229-00862-00001, Performance Class LC, PG 50, Calculated Positive DP Rating 50, Calculated Negative DP Rating 50, FPA FL20653
 Grille: GBG, No Custom Grille, 3/4" Contour, Traditional (2W2H), White, Fossil
 3: 2525 Right Casement
 Frame Size: 25 X 25
 Unit Type: No Program
 General Information: No Package, Without Hinged Glass Panel, Clad, Pine, 5", 3 11/16", No Certification
 Exterior Color / Finish: Standard Enduracrad, Fossil
 Interior Color / Finish: Bright White Paint Interior
 Glass: Insulated Low-E Advanced Low-E Insulating Glass Argon Non High Altitude
 Hardware Options: Wash Hinge Hardware, Fold-Away Crank, White, No Window Opening Control Device, No Limited Opening Hardware, No Integrated Sensor
 Screen: Full Screen, Bright White, InView™
 Performance Information: U-Factor 0.29, SHGC 0.25, VLT 0.47, CPD PEL-N-14-00678-00001, Performance Class LC, PG 50, Calculated Positive DP Rating 50, Calculated Negative DP Rating 50, FPA FL20675, STC 25, OITC 22, Egress Does not meet typical United States egress, but may comply with local code requirements
 Grille: GBG, No Custom Grille, 3/4" Contour, Traditional (2W2H), White, Fossil
 Vertical Mull 1: FactoryMull, Standard Joining Mullion, Mull Design Pressure- 20, Overall Thru Direction- Vertical
 Vertical Mull 2: FactoryMull, Standard Joining Mullion, Mull Design Pressure- 20, Overall Thru Direction- Vertical
 Wrapping Information: Foldout Fins, Factory Applied, No Head Drip Cap, No Exterior Trim, 6-9/16", 7 7/8", Standard Four Sided Jamb Extension, Factory Applied, Manufacturer Recommended Clearance, Perimeter Length = 200".

Rough Opening: 75 - 3/4" X 25 - 3/4"

Line #	Location:	Attributes	Qty
--------	-----------	------------	-----

15 NEW SUNROOM

Lifestyle, Quad Sliding Door, Contemporary,, Fixed / Vent Left / Vent Right / Fixed, 117.25 X 81.5, Without HGP, Fossil 1



PK # 2228

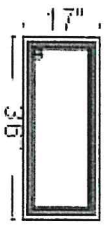
1: 11782 Fixed / Vent Left / Vent Right / Fixed Quad Sliding Door
 Frame Size: 117 1/4 X 81 1/2
 General Information: No Package, Without Hinged Glass Panel, Knock Down, Standard, Clad, Pine, 5 7/8", 4 9/16", No Certification
 Exterior Color / Finish: Standard Enduraclad, Fossil
 Interior Color / Finish: Bright White Paint Interior
 Sash / Panel: Square, Square
 Glass: Insulated Tempered Low-E Advanced Low-E Insulating Glass Argon Non High Altitude
 Frame Selection: Classic White Painted Aluminum
 Hardware Options: Vent Lock, White, Keylock Included, Standard, Handle Included, Handle Included, White, Fossil, Random, Chrome, No Integrated Sensor
 Screen: Sliding Screen, Fossil, InView™
 Performance Information: U-Factor 0.30, SHGC 0.25, VLT 0.45, CPD PEL-N-304-00154-00002, Performance Class LC, PG 35, Calculated Positive DP Rating 35, Calculated Negative DP Rating 35, FPA FL47325
 Grille: GBG, No Custom Grille, 3/4" Contour, Traditional (2WSH / 2WSH / 2WSH / 2WSH), White, Fossil
 Wrapping Information: Foldout Fins, Factory Applied, No Exterior Trim, 6-9/16", 7 7/8", Factory Supplied, Shipped Separately, Manufacturer Recommended Clearance, Perimeter Length = 398"

Rough Opening: 118" X 82"

Line #	Location:	Attributes	Qty
--------	-----------	------------	-----

25 SHOWER TEMPERED

Lifestyle, Sash Set, Fixed, 36 X 17, Without HGP, Fossil 1



PK # 2228

1: Non-Standard Size Non-Standard Size Fixed Sash Set
 Frame Size: 36 X 17
 General Information: No Package, Without Hinged Glass Panel, Clad, Pine, 5", 3 11/16", No Certification
 Exterior Color / Finish: Standard Enduraclad, Fossil
 Interior Color / Finish: Bright White Paint Interior
 Glass: Insulated Tempered Low-E Advanced Low-E Insulating Glass Argon Non High Altitude
 Performance Information: U-Factor 0.27, SHGC 0.31, VLT 0.58, CPD PEL-N-229-00949-00001, Performance Class LC, PG 50, Calculated Positive DP Rating 50, Calculated Negative DP Rating 50, FPA FL20653, STC 28, OITC 24
 Grille: No Grille.
 Wrapping Information: Foldout Fins, Factory Applied, No Exterior Trim, 6-9/16", 7 7/8", Standard Four Sided Jamb Extension, Factory Applied, Manufacturer Recommended Clearance, Perimeter Length = 106"

Rough Opening: 36 - 3/4" X 17 - 3/4"

Viewed From Exterior

Customer: DOVER HOME REMODELERS

Project Name: Julie Hill

Order Number: 276

Quote Number: 20264477

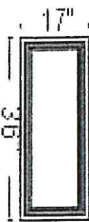
Line # Location:

Attributes

30 TOILET ROOM

Lifestyle, Sash Set, Fixed, 36 X 17, Without HGP, Fossil

Qty
1



PK #
2228

Viewed From Exterior

1: Non-Standard Size Non-Standard Size Fixed Sash Set
 Frame Size: 36 X 17
 General Information: No Package, Without Hinged Glass Panel, Clad, Pine, 5", 3 11/16", No Certification
 Exterior Color / Finish: Standard Enduraclad, Fossil
 Interior Color / Finish: Bright White Paint Interior
 Glass: Insulated Low-E Advanced Low-E Insulating Glass Argon Non High Altitude
 Performance Information: U-Factor 0.27, SHGC 0.31, VLT 0.58, CPD PEL-N-229-00861-00001, Performance Class LC, PG 50, Calculated Positive DP
 Rating 50, Calculated Negative DP Rating 50, FPA FL20653
 Grille: No Grille,
 Wrapping Information: Foldout Fins, Factory Applied, No Exterior Trim, 6-9/16", 7 7/8", Standard Four Sided Jamb Extension, Factory Applied,
 Manufacturer Recommended Clearance, Perimeter Length = 106".

Rough Opening: 36 - 3/4" X 17 - 3/4"