LOFTS ON LINDA PROJECT SUMMARY - DS ARCHITECTURE

ROCKY RIVER PLANNING COMMISSION 11/18/2025
19911 Lake Street, Rocky River, 44116
Parcel #: 30117005

Attached is the Planning Commission submittal for a new project located on the site of the former American Legion property in between Linda Street and Lake Road.

We are proposing a project much smaller in scale than what is allowed. The current zoning code allows for a building up to 60 feet in height with approximately 50 units and 130 parking spaces. The proposed building is 30 feet in height with approximately 50 parking spaces. The first floor is a semi-private gym that hosts fitness areas, therapy rooms and locker rooms. The second floor features 4 units for Roundstone Insurance consultants and guests during extended stays, with a private garage provided for their use.

The design of the project is guided by the intent to complement the existing residential neighborhood while maintaining a modest and refined presence. The building is designed to integrate quietly into its surroundings. The design's scale, materials, and massing are meant to defer to the residential character of Lake Street while contributing positively to the community.
We are requesting a use variance for the first floor private gym. Paragon is a locally owned gym currently located on Ingersol Drive that operates a semi-private gym with memberships available to the public. Members sign up for private or semi-private sessions with one of the gyms personal trainers. The gym does not allow for training sessions without a scheduled time with a trainer.

BUILDING FOOTPRINT =		9,000 SF	PARKING		
	x	1	REQUIRED PARKING =		4 INDOOR
TOTAL RES. SQ FOOTAGE (- terraces) =		7,800 SF			4 SURFACE
	x	0.8			2 GUEST
RESIDENTIAL SQ FT (80% EFFICIENT) =		6,240 SF			
	/	1,500	ACTUAL PARKING=		4 INDOOR
TOTAL UNIT COUNT @ 1,500 SF AVG. =		+/- 4 UNITS			50 SURFACE
4 UNITS @1500 SF AVG. (750 SF MIN.)			TOTAL:	=	54 SPACES

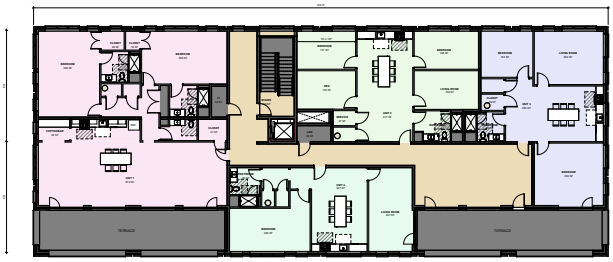

SCHEMATIC LEVEL 2 PLAN

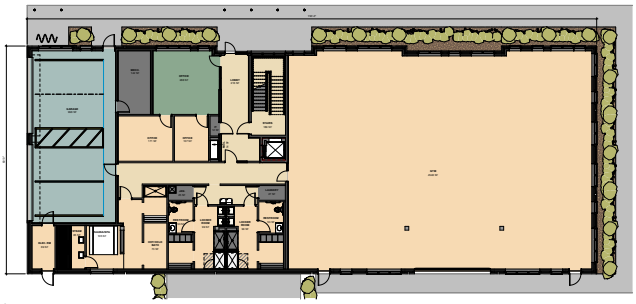

SCHEMATIC LEVEL 1 PLAN

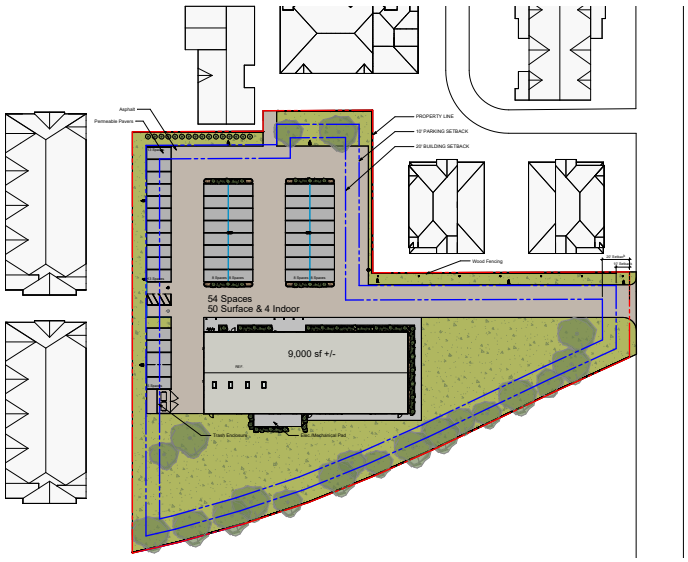

PROPOSED SITE PLAN WITH SETBACKS

Lofts on Linda
Rocky River Planning Commission
November 24, 2025

DS ARCHITECTURE

1020 Huron Rd. E., Suite #101 | Cleveland, Ohio 44115 | 216-771-0090 | www.dsarchitecture.com

EXISTING CONTEXT

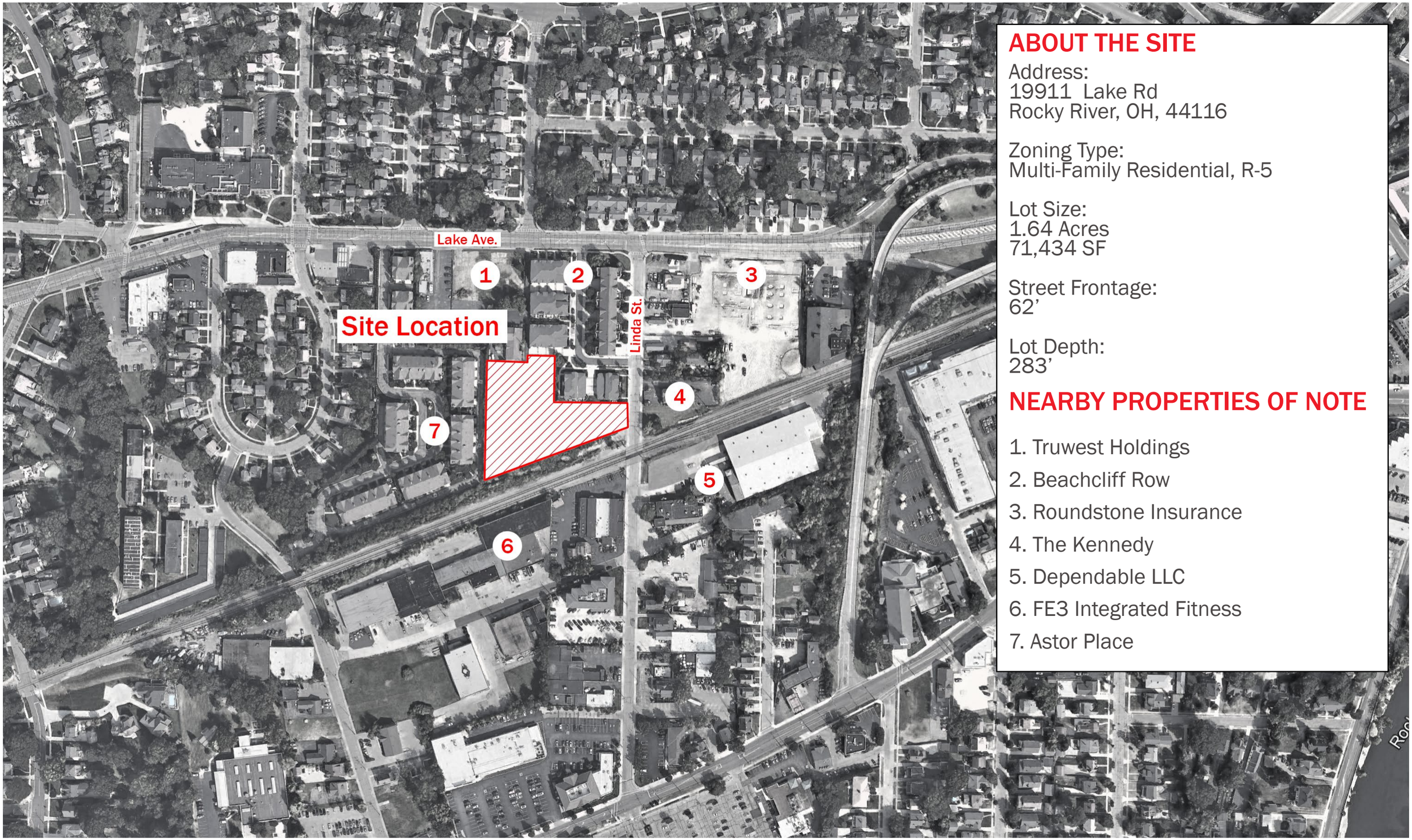

ABOUT THE SITE

Address:
19911 Lake Rd
Rocky River, OH, 44116

Zoning Type:
Multi-Family Residential, R-5

Lot Size:
1.64 Acres
71,434 SF

Street Frontage:
62'

Lot Depth:
283'

NEARBY PROPERTIES OF NOTE

1. Truwest Holdings
2. Beachcliff Row
3. Roundstone Insurance
4. The Kennedy
5. Dependable LLC
6. FE3 Integrated Fitness
7. Astor Place

EXISTING CONTEXT

Looking West Towards Parcel from Linda Street

Looking NW Towards Adj. Context from Linda St



Looking SW Towards Linda Street from Lake Road

Looking SW Towards Adj. Context from Lake Rd

ZONING MAP

ZONING REQUIREMENTS

Parcel Number:	**30117005**
Parcel Zoning	R5 Multi-Family Residential
Surrounding Parcels	R3 Single-Family Attached R5 Multi-Family Residential LB Local Business

Site Area (Schedule 1157.05)

Min. Width	150 ft
Max. Bldg Coverage	40%
Max. Hardscape	75%

Setbacks

Building (Schedule 1157.07)

Street ROW	25 ft
Site Bounds	20 ft

Parking (Schedule 1157.11)

Street ROW	10 ft
Rear/Side Yd	10 ft

Height Limitations (1157.09)

Main Building	50 ft
Accessory Buildings	15 ft

Required Parking (Schedule 1187.09)

2 spaces per dwelling unit at least 1 enclosed in a garage, plus guest parking at the rate of 1 space for every 4 dwelling units

VARIANCE REQUIREMENTS

Accessory Use Variance

First Floor Public Fitness Center Amenity Space

Property Line

Area Zoned LB

Area Zoned R-5

Area Zoned R-3

N

ZONING PLAN
1" = 40' - 0"

EXISTING SURVEY

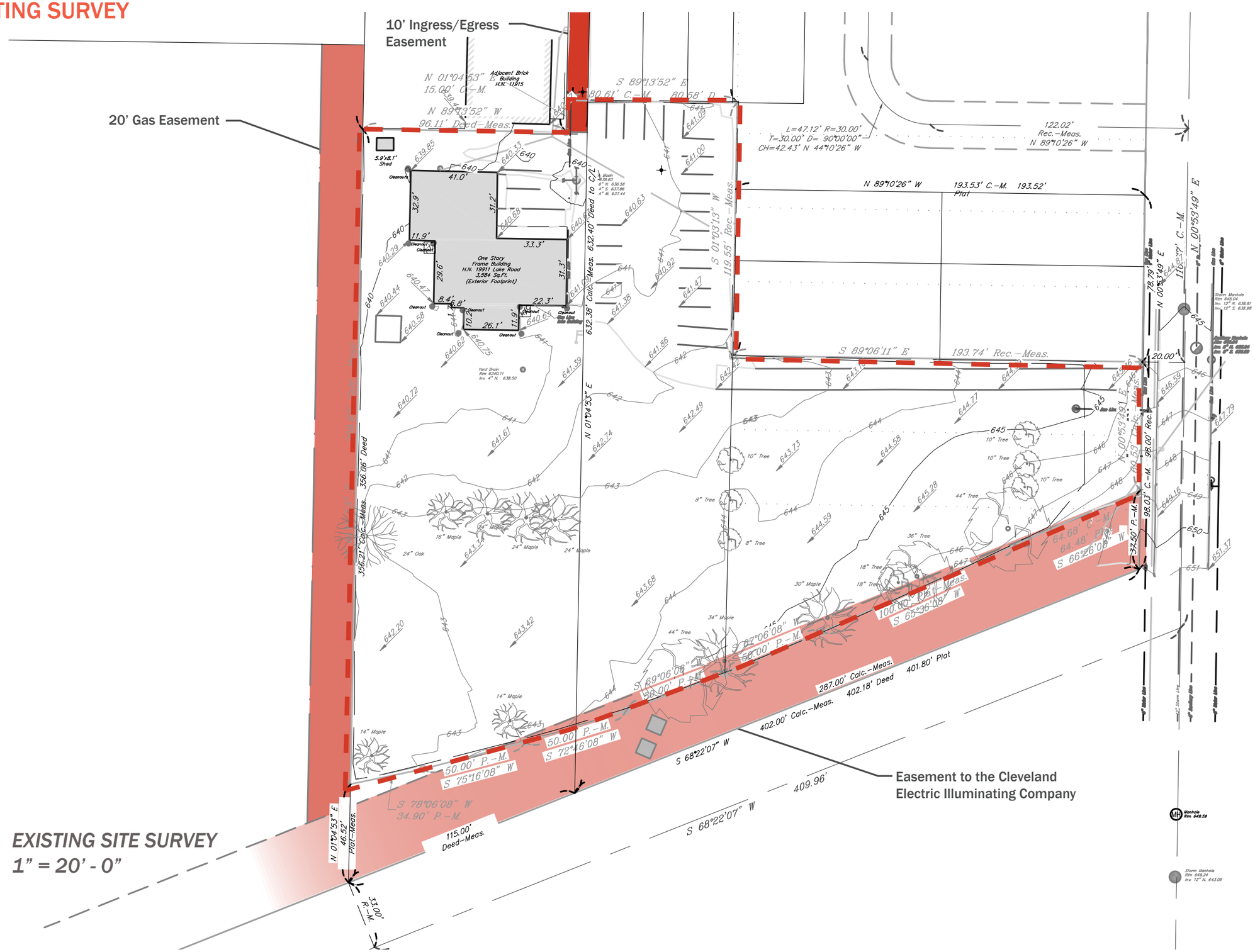

ZONING COMPARISON - ALTERNATIVE DEVELOPMENT

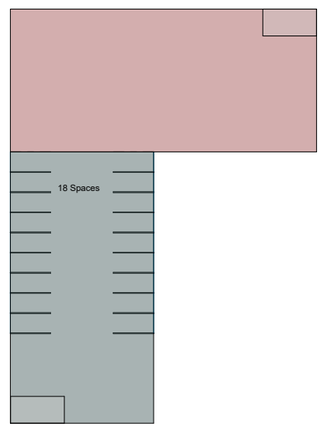

FLOOR 2
1" = 30'-0"

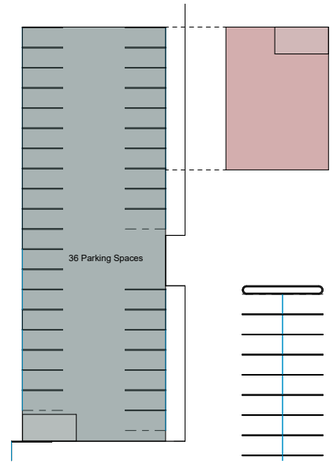

FLOOR 1
1" = 30'-0"

ZONING CALCULATIONS

ACRES (SF):	1.65 (72000 SF +/-)
MAX LOT COVER - BUILDING (40%) =	28,800 SF +/-
BUILDING SETBACK =	25'
PARKING SETBACK =	10'
HEIGHT/STORIES =	5/50'
MAX LOT COVER - HARDSCAPE (75%) =	54,000 SF +/-

BLDG SIZE CALCULATIONS

2 LEVELS OF PARKING + LOBBY AND AMENITY
3 LEVELS OF RESIDENTIAL UNITS

BUILDING FOOTPRINT =		16,580 SF
	X	3
TOTAL RESIDENTIAL SQ FOOTAGE =		49,740 SF
	X	0.9
RESIDENTIAL SQ FT (90% EFFICIENT) =		44,766 SF
	/	850
TOTAL UNIT COUNT @ 850 SF AVG. =		+/- 53 UNITS

53 UNITS @850 SF AVG. (750 SF MIN.)

PARKING

REQUIRED PARKING =		53 INDOOR
		36 FLOOR 1
		18 FLOOR 2
	=	53 SURFACE
	=	27 GUEST
TOTAL:	=	**133 SPACES**

ALTERNATIVE DEVELOPMENT SITE PLAN
1" = 30'-0"

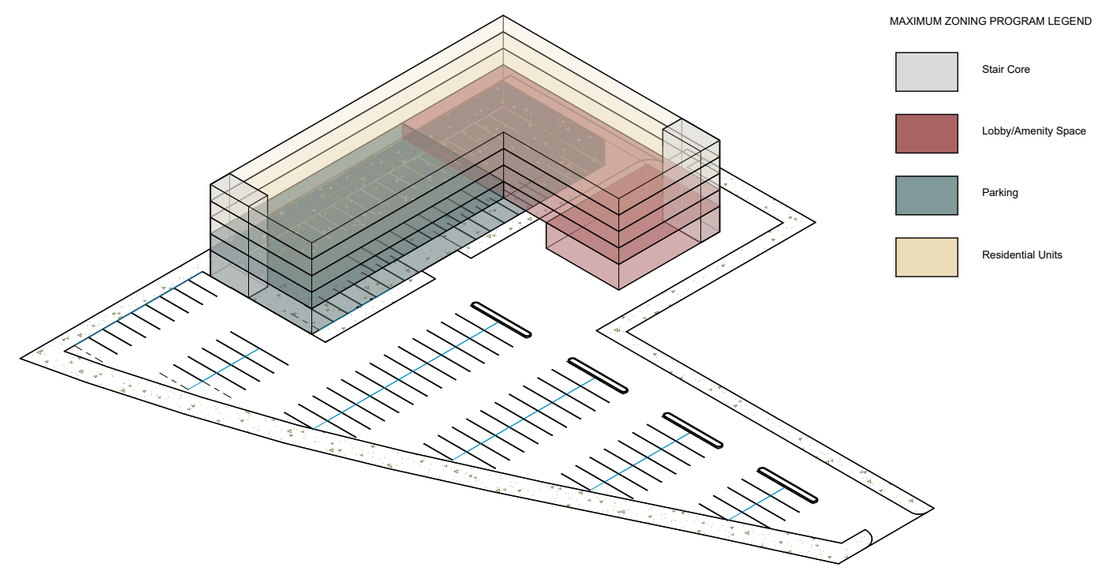

ALTERNATIVE DEVELOPMENT AXONOMETRIC VIEW
1" = 30'-0"

ZONING COMPARISON - PROPOSED PROJECT

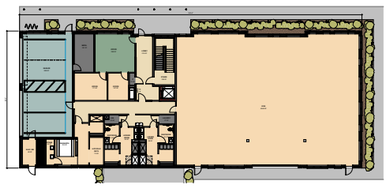

FLOOR 1
1" = 30'-0"

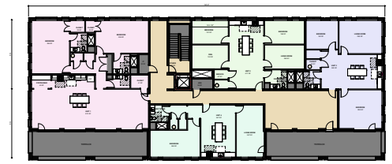

FLOOR 2
1" = 30'-0"

ZONING CALCULATIONS

ACRES (SF):	1.65 (72000 SF +/-)
MAX LOT COVER - BUILDING (40%) =	28,800 SF +/-
BUILDING SETBACK =	25'
PARKING SETBACK =	10'
HEIGHT/STORIES =	5/50'
MAX LOT COVER - HARDSCAPE (75%) =	54,000 SF +/-

BLDG SIZE CALCULATIONS

1 LEVEL OF PARKING + OFFICE + AMENITY
1 LEVEL OF RESIDENTIAL UNITS

BUILDING FOOTPRINT =		9,000 SF
	X	1
TOTAL RES. SQ FOOTAGE (- TERRACES) =		7,800 SF
	X	0.8
RESIDENTIAL SQ FT (80% EFFICIENT) =		6,240 SF
	/	1,500
TOTAL UNIT COUNT @ 1,500 SF AVG. =		+/- 4 UNITS

4 UNITS @1500 SF AVG. (750 SF MIN.)

PARKING
REQUIRED PARKING = 4 INDOOR
4 SURFACE
2 GUEST

ACTUAL PARKING = 4 INDOOR
50 SURFACE

TOTAL: = 54 SPACES

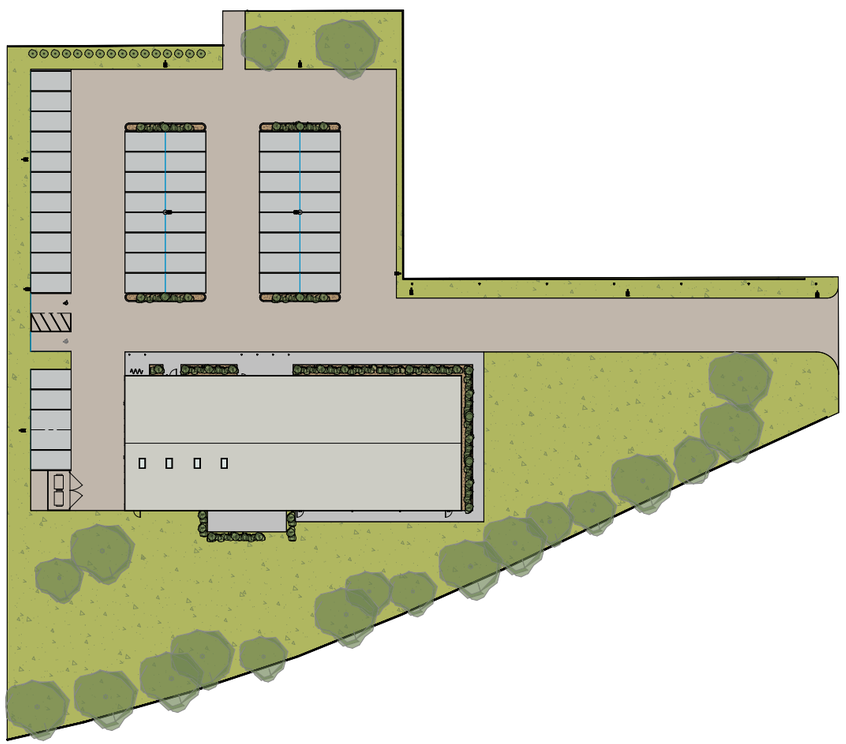

PROPOSED SITE PLAN
1" = 30'-0"

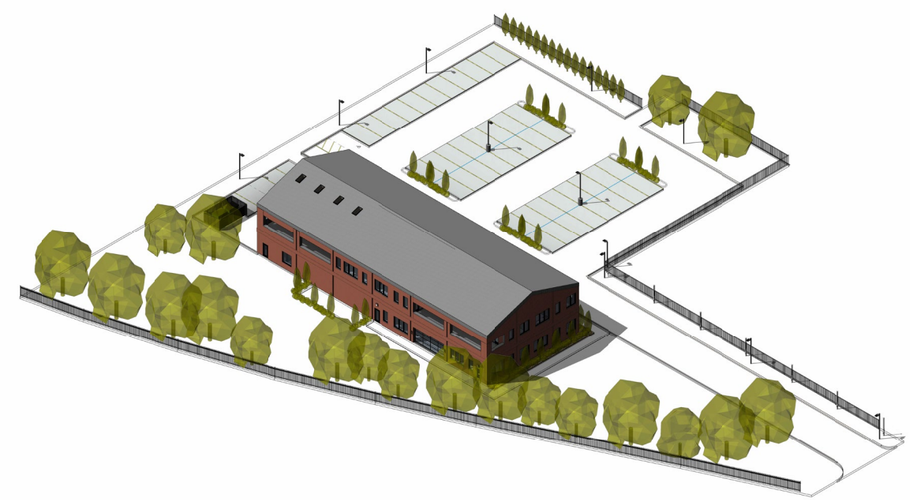

PROPOSED SITE AXONOMETRIC VIEW
1" = 30'-0"

ZONING COMPARISON

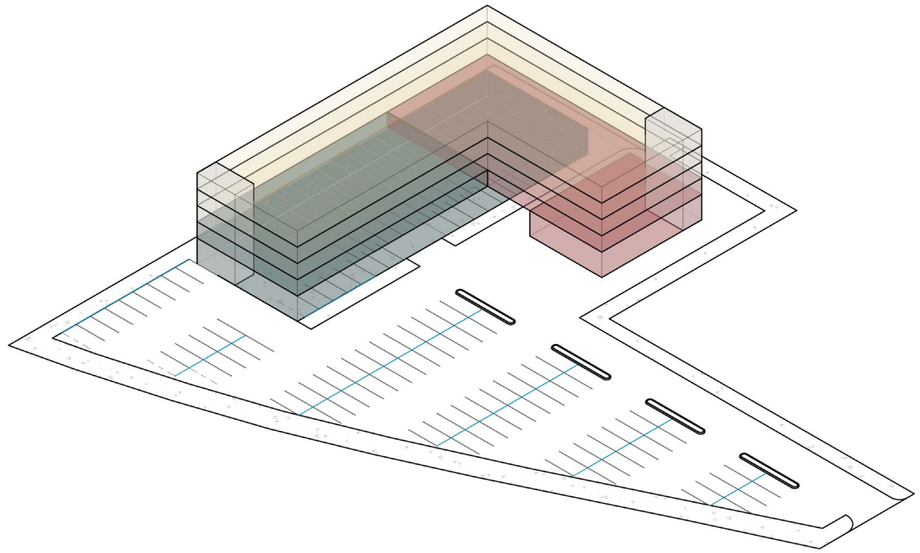

ALTERNATIVE DEVELOPMENT
AXONOMETRIC

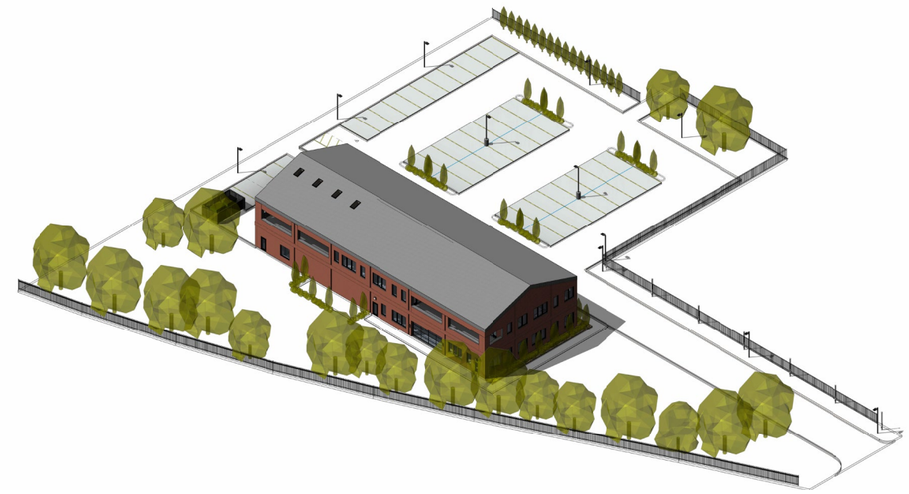

PROPOSED PROJECT
AXONOMETRIC

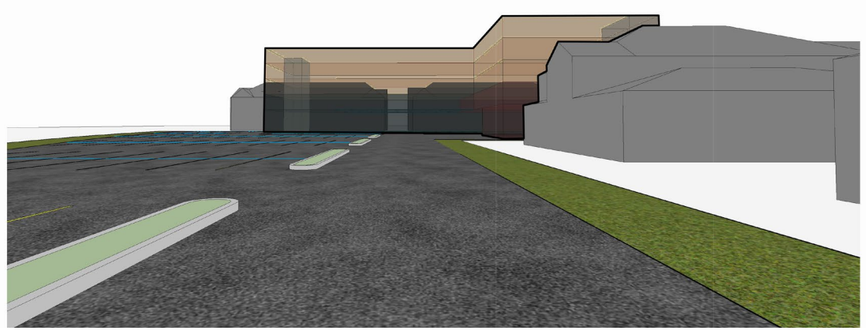

ALTERNATIVE DEVELOPMENT
VIEW FROM LINDA STREET

PROPOSED PROJECT
VIEW FROM LINDA STREET

ALTERNATIVE DEVELOPMENT WITHIN CONTEXT

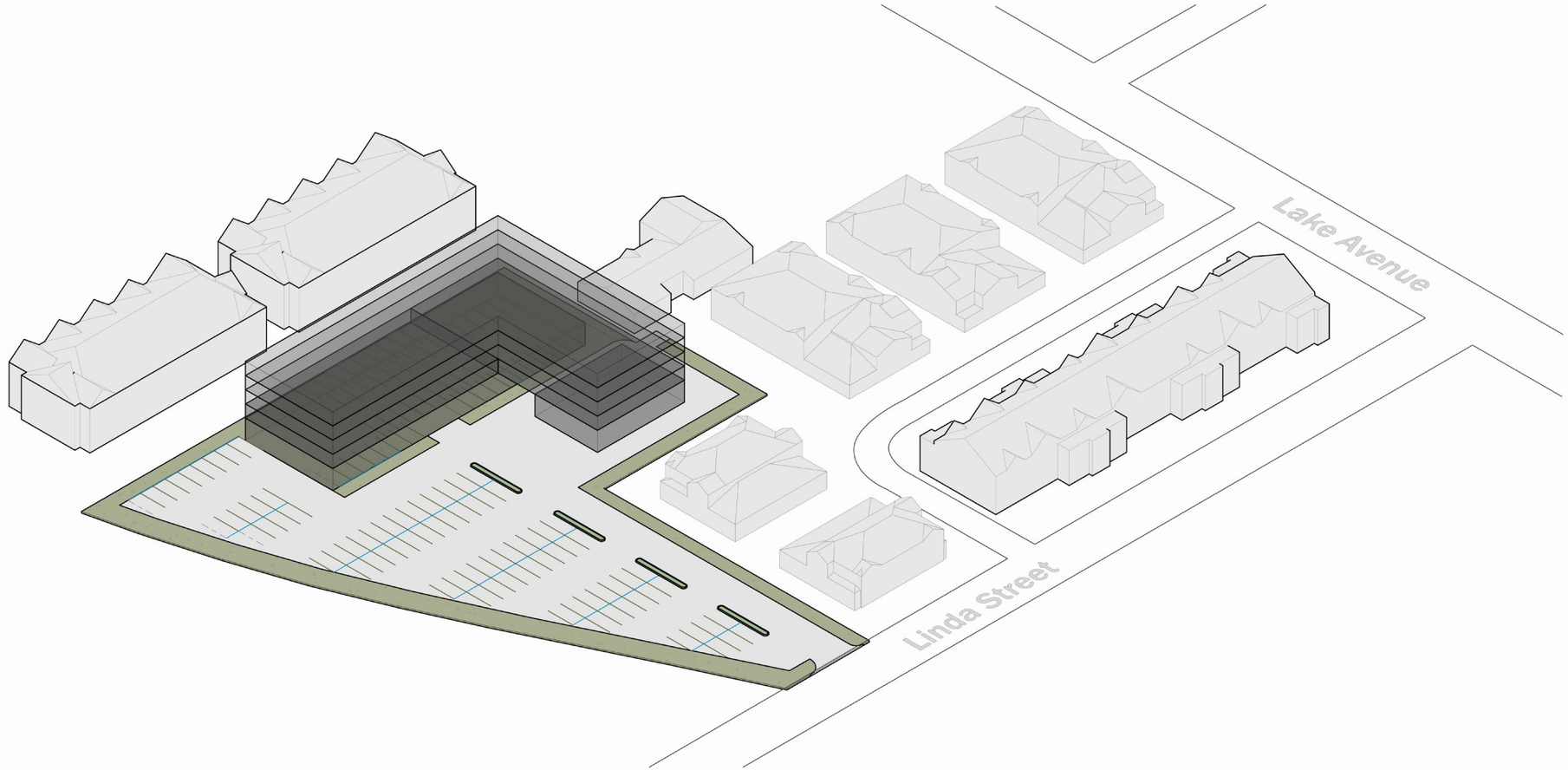

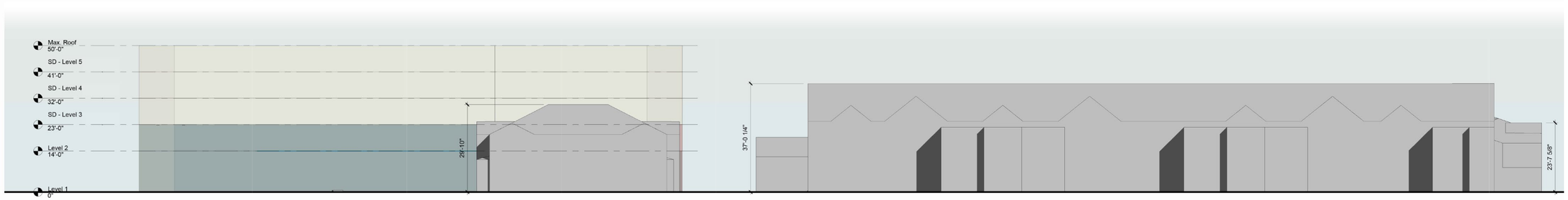

PROPOSED PROJECT WITHIN CONTEXT

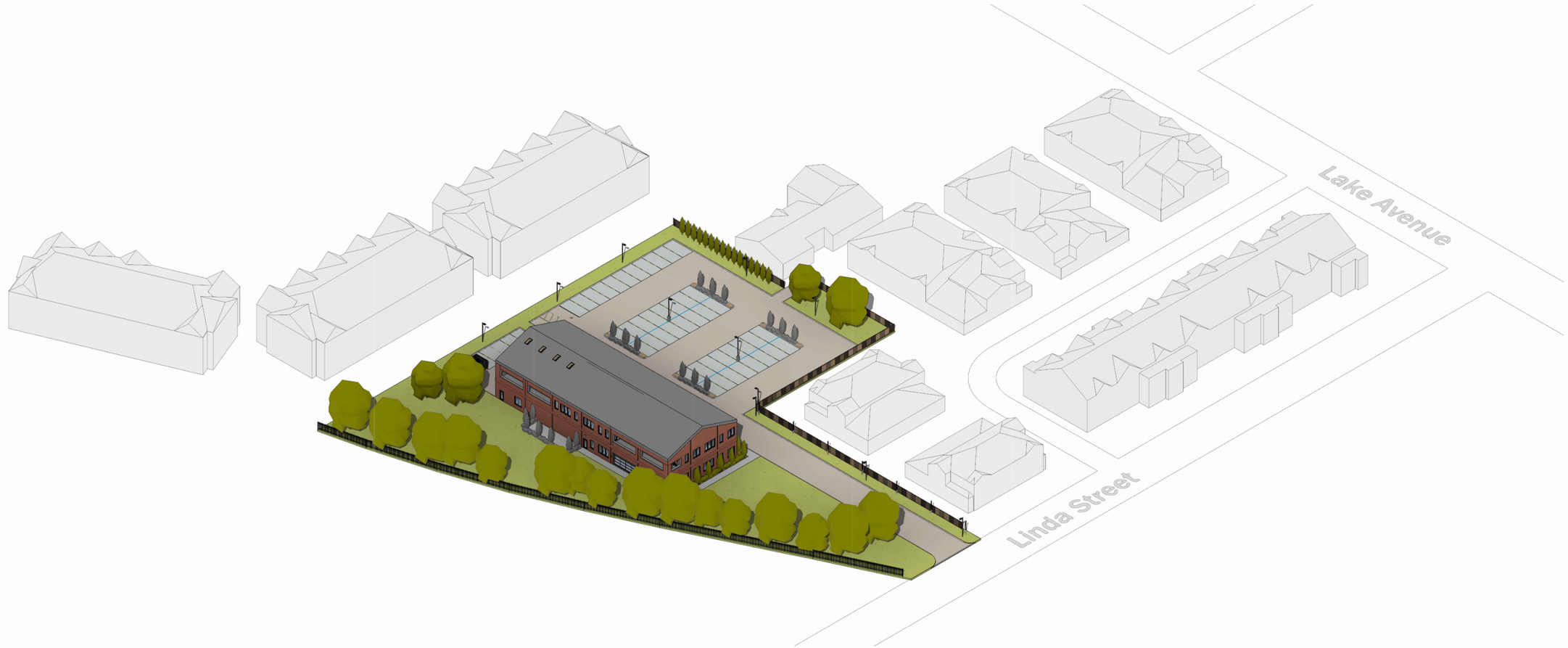

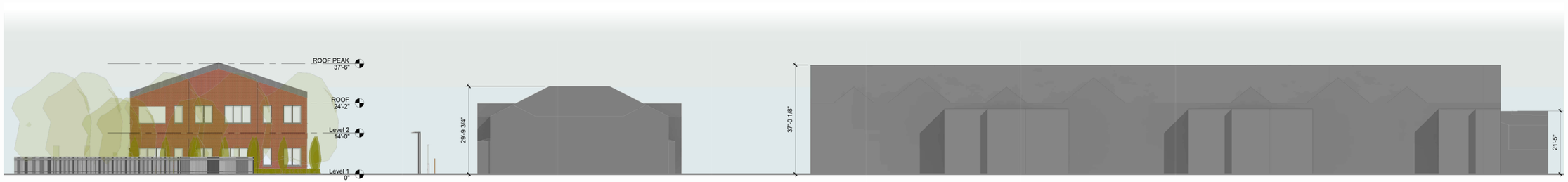

SITE PLAN - LANDSCAPE PLAN

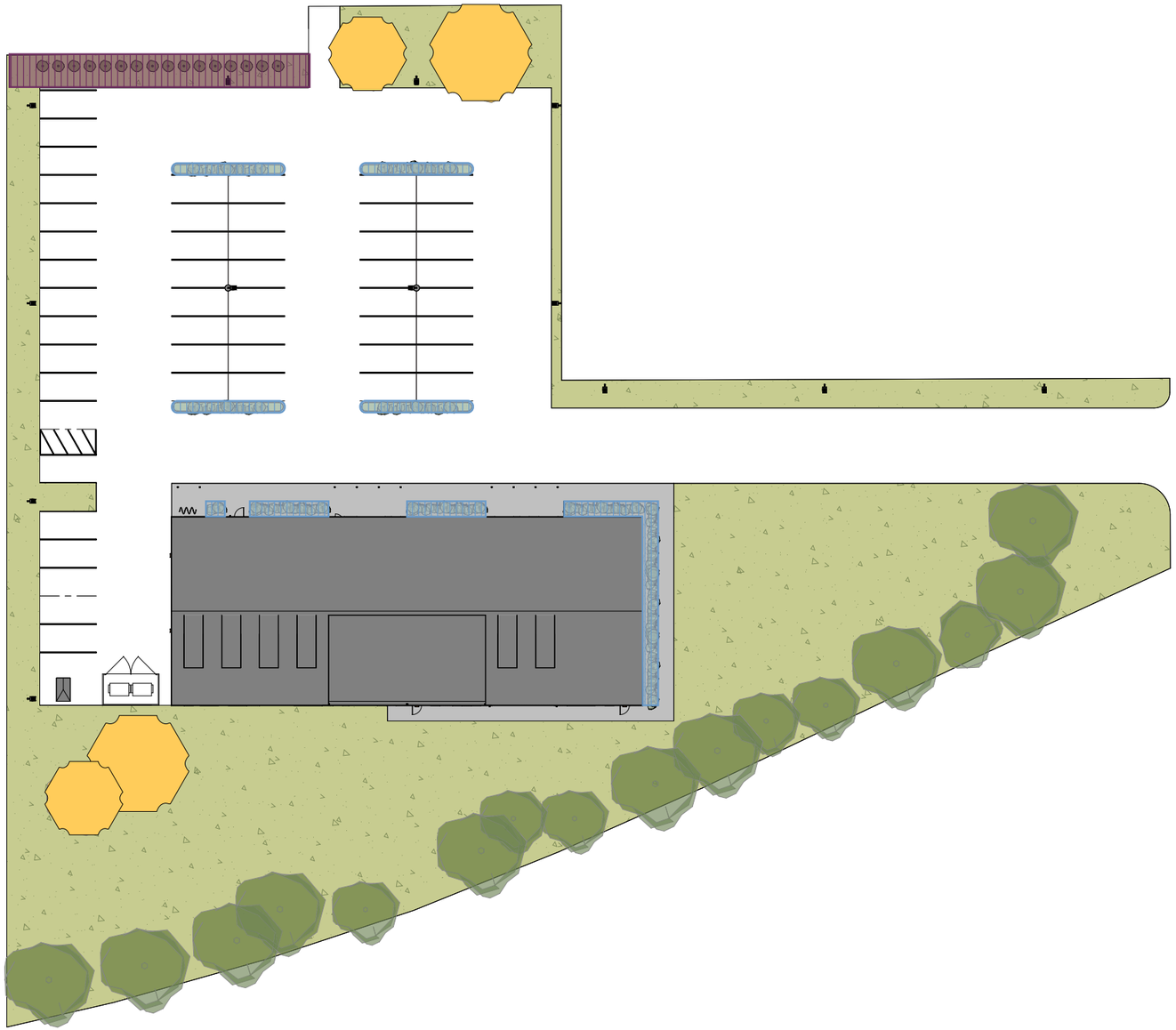

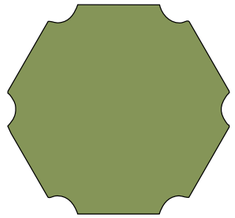

LARGE SCALE FOLIAGE

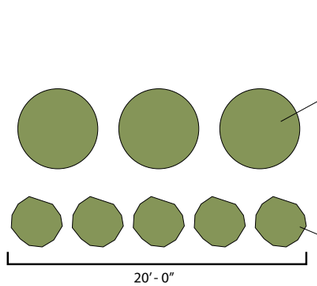

MEDIUM SCALE FOLIAGE
(PARCEL EDGE)

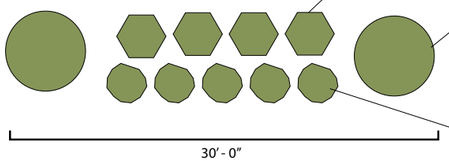

SMALL SCALE FOLIAGE
(PARKING ISLANDS, BLDG ADJACENT)

SITE PLAN - LIGHTING PLAN

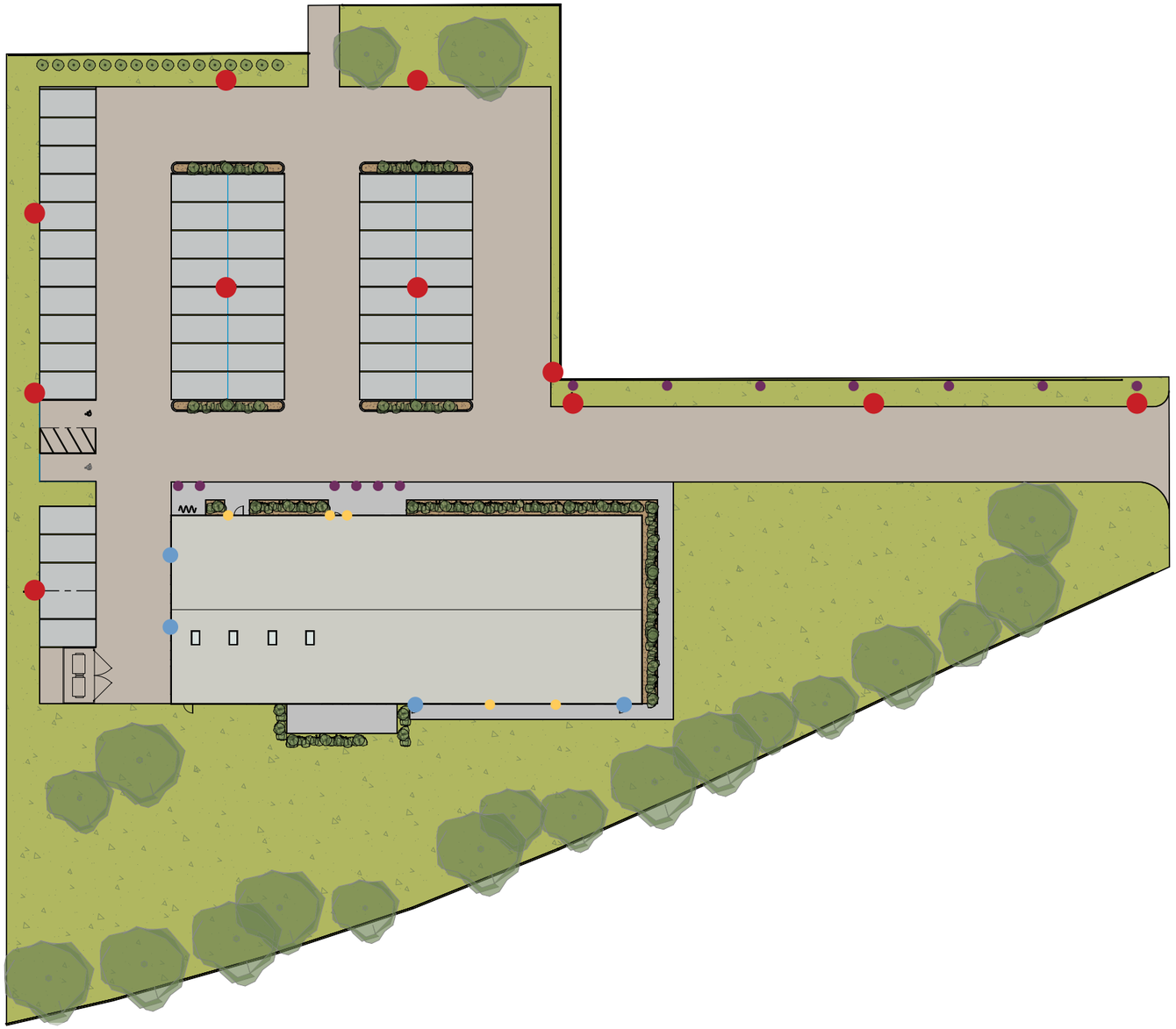

LIGHTING SITE PLAN
1" = 20' - 0"

McGraw-Edison
GLEON Galleon
14'-0" H



BEGA Garden
27.5" H

Lumark
Axcent

BEGA Directed
Wall Luminaire

SITE PLAN - PHOTOMETRICS PLAN

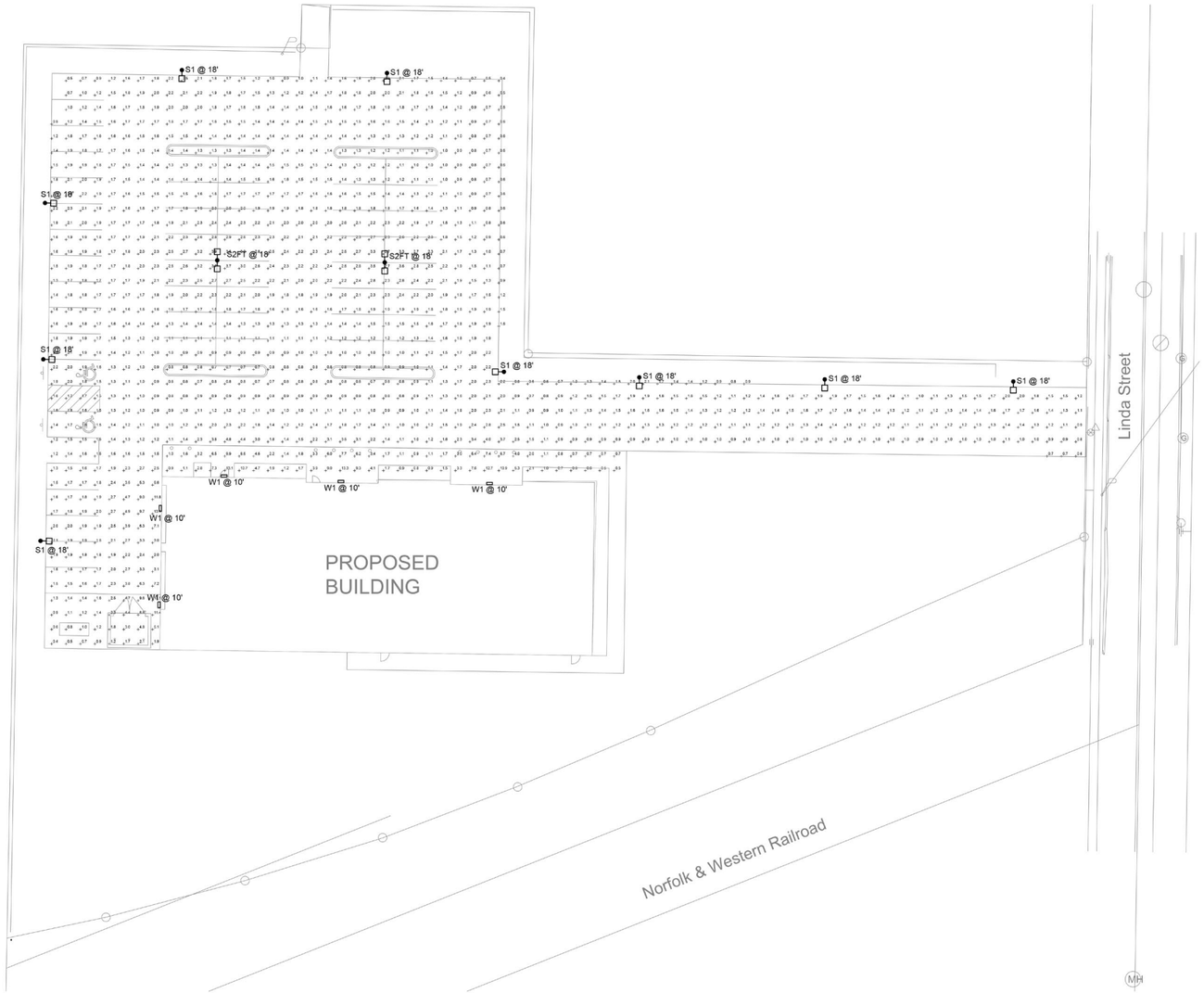

SITE PHOTOMETRIC PLAN
1" = 20'

20 0 20 40

Schedule

Symbol	Label	QTY	Catalog Number	Description	Number Lamps	Lumens per Lamp	LLF	Wattage
▭	W1	5	AXCS3A	3A AXCENT SMALL LED WALLPACK WITH 4000K CCT AND 70 CRI LEDS	1	3536	1	26.8
□	S1	9	GLEON-SA1A-730-U-SL4--HSS	GALLEON AREA AND ROADWAY LUMINAIRE (1) 70 CRI, 3000K, 615mA LIGHTSQUARE WITH 16 LEDS AND TYPE IV SPILL LIGHT ELIMINATOR OPTICS WITH HOUSE SIDE SHIELD	16	225	1	34
⊡	S2FT	2	GLEON-SA1A-730-U-SL4	GALLEON AREA AND ROADWAY LUMINAIRE (1) 70 CRI, 3000K, 615mA LIGHTSQUARE WITH 16 LEDS AND TYPE IV SPILL LIGHT ELIMINATOR OPTICS	16	264	1	68

Statistics

Description	Symbol	Avg	Max	Min	Max/Min	Avg/Min
Parking Area & Drive	+	1.8 fc	13.3 fc	0.4 fc	33.3:1	4.5:1

Notes:
1. Calculated foot-candle values indicated on plan shown at grade.

Thorson • Baker + Associates
CONSULTING ENGINEERS
3030 West Streetsboro Road
Richfield, Ohio 44286
(330) 659-6688 Ph.
(330) 659-6675 Fax

SITE PLAN - DEMOLITION

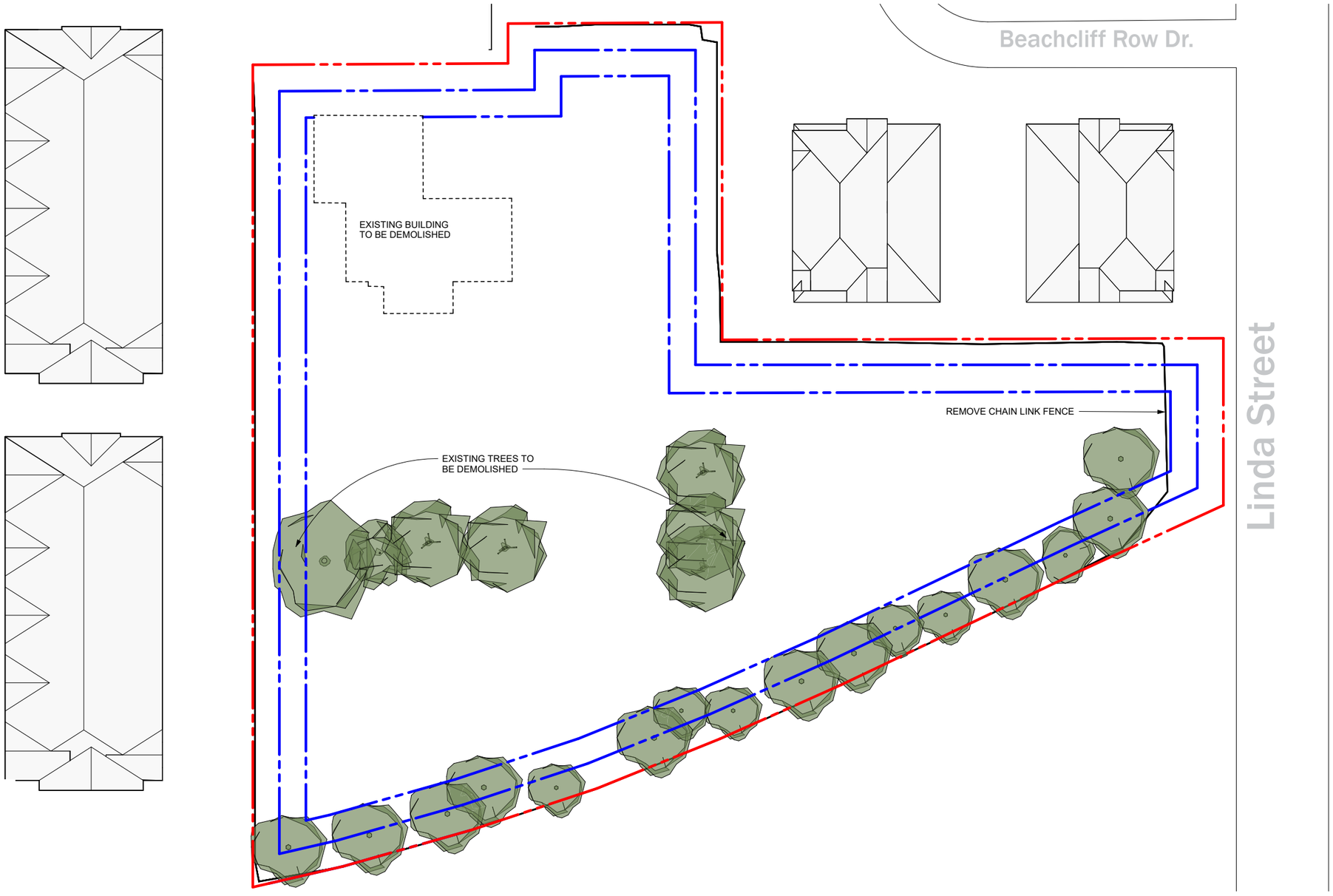

N

DEMOLITION SITE PLAN

1" = 20' - 0"

SITE PLAN - PROPOSED

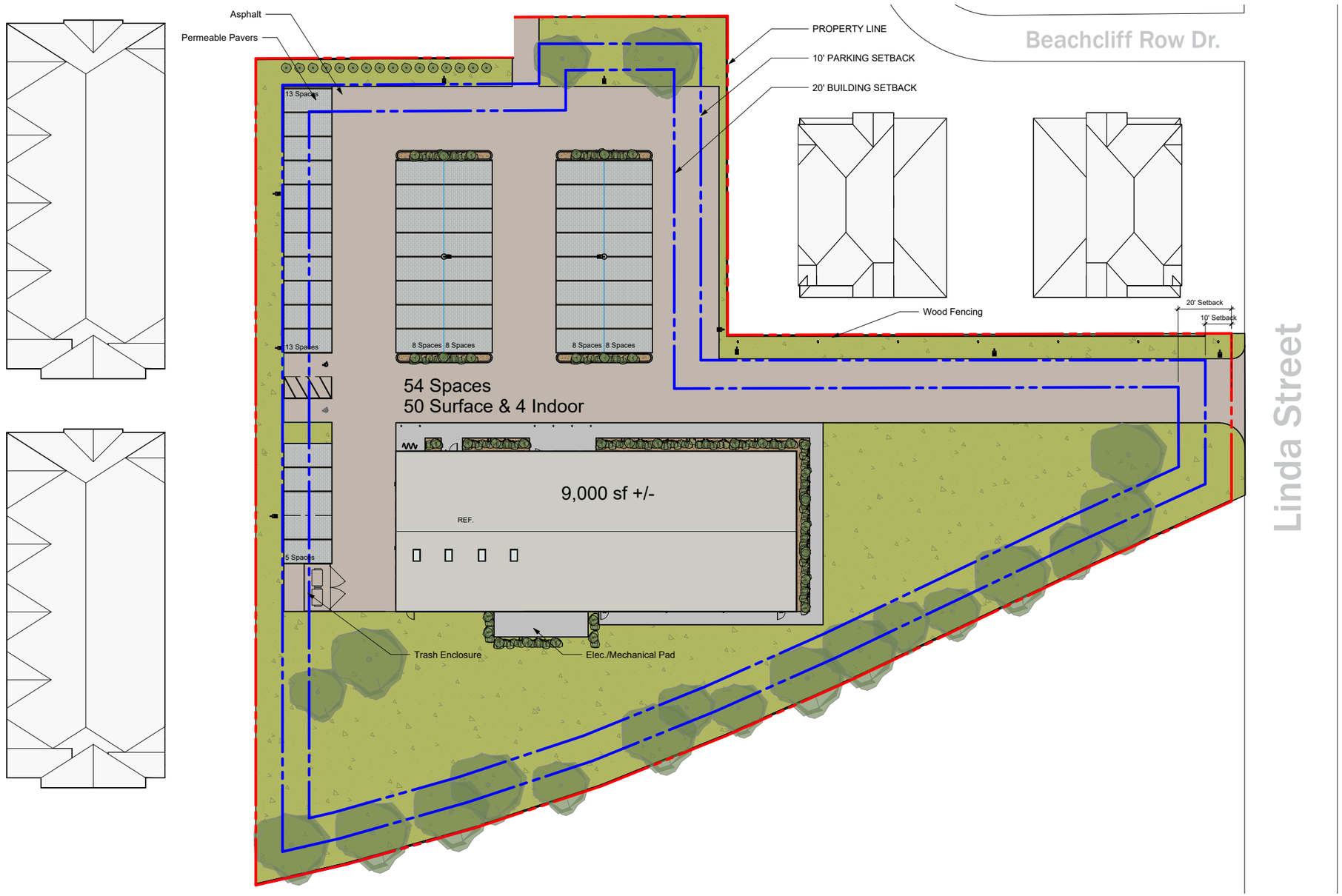

N

PROPOSED SITE PLAN
1" = 20' - 0"

SITE PLAN - CIVIL SITE PLAN

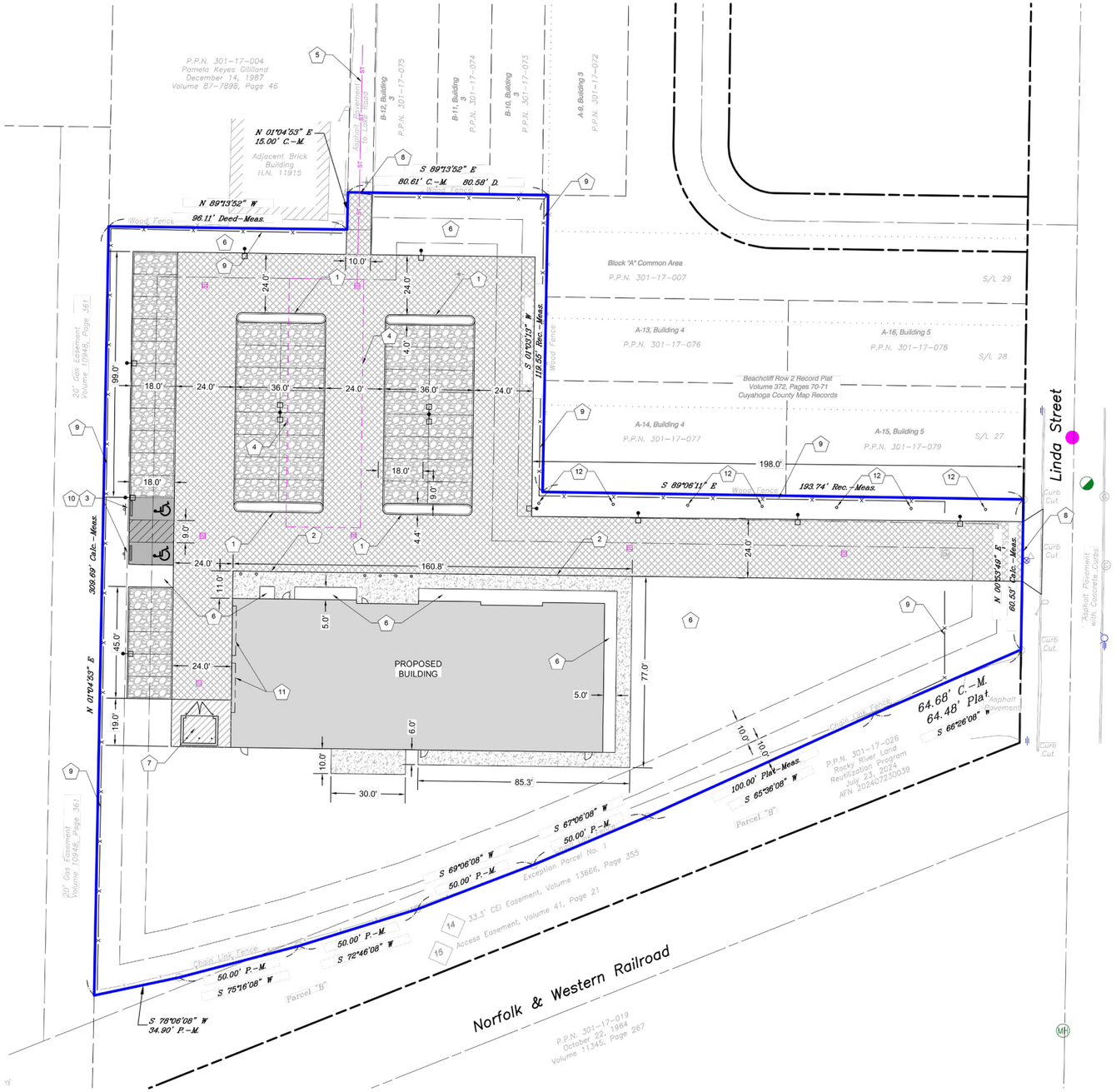

KEY NOTES

1. FURNISH AND INSTALL ODOT TYPE 6 CONCRETE VERTICAL CURB.
2. FURNISH AND INSTALL INTEGRAL CONCRETE CURB & WALK.
3. FURNISH AND INSTALL CONCRETE WHEEL STOP.
4. PROPOSED STORMTECH UNDERGROUND DETENTION CHAMBERS PERIMETER. OUTLETS NORTH VIA STORM SEWER.
5. PROPOSED STORM SEWER IN INGRESS EASEMENT.
6. LANDSCAPE AREA.
7. PROPOSED GENERATOR AREA AND DUMPSTER PAD.
8. MEET AND MATCH EXISTING PAVEMENT.
9. PROPOSED 6' WOODEN SHADOW BOX FENCE.
10. PROPOSED ACCESSIBLE PARKING SIGNS.
11. PROPOSED OVERHEAD GARAGE DOORS. SEE ARCHITECTURAL PLANS
12. PROPOSED BOLLARD LIGHT POST.

LEGEND

- PROPOSED STANDARD DUTY ASPHALT PAVEMENT.
- PROPOSED HEAVY DUTY ASPHALT PAVEMENT.
- PROPOSED SIDEWALK CONCRETE PAVEMENT.
- PROPOSED DUMPSTER PAD CONCRETE PAVEMENT.
- PROPOSED AGGREGATE.
- PROPOSED LIGHT FIXTURE. SHOWN FOR REFERENCE ONLY. SEE LIGHTING PLANS FOR DETAILS AND SPECIFICATIONS.

PLANNING COMMISSION SITE PLAN
1" = 20'

20 0 20 40

Thorson Baker + Associates
CONSULTING ENGINEERS
3030 West Streetsboro Road
Richfield, Ohio 44286
(330) 659-6688 Ph.
(330) 659-6675 Fax

FLOOR PLAN - LEVEL 1

N

SCHEMATIC LEVEL 1 PLAN
3/16" = 1' - 0"

FLOOR PLAN - LEVEL 2

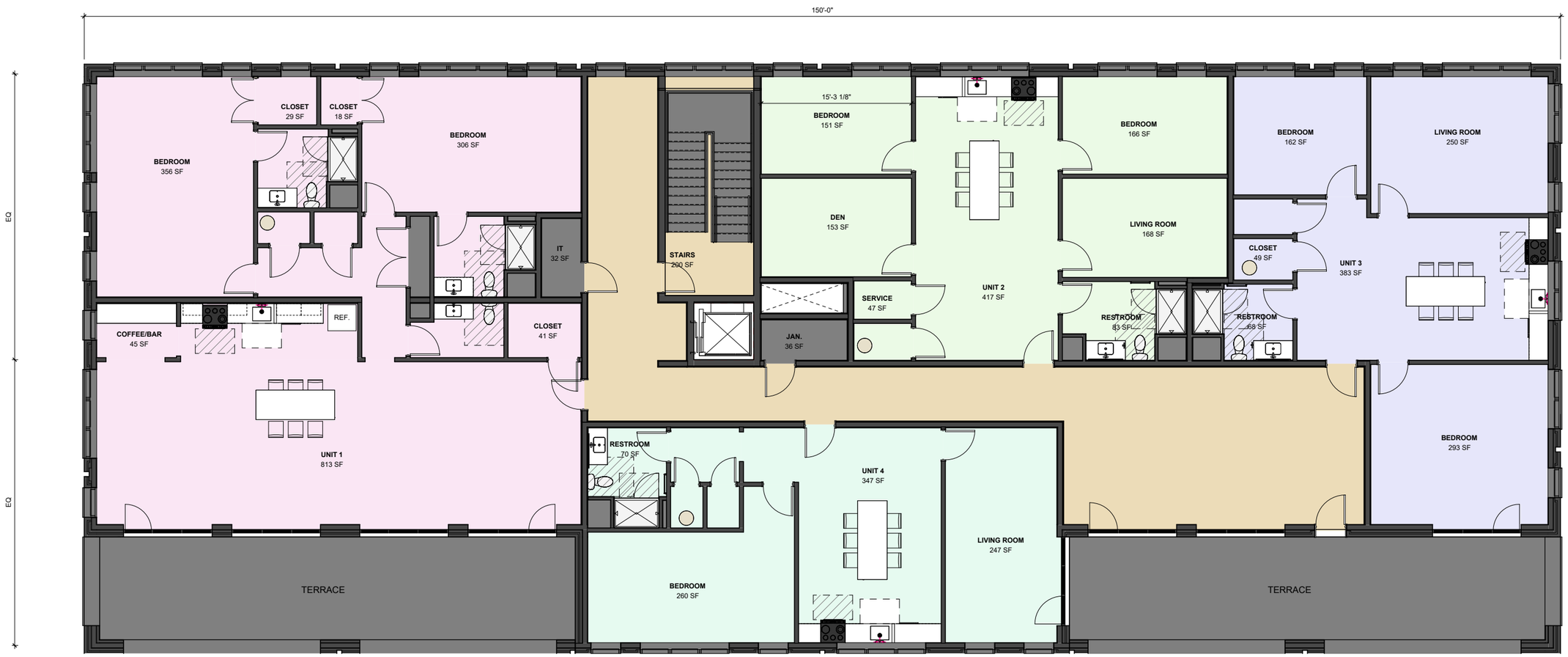

N

SCHEMATIC LEVEL 2 PLAN
3/16" = 1' - 0"

EXTERIOR ELEVATIONS

SCHEMATIC SOUTH ELEVATION
1/16" = 1' - 0"

SCHEMATIC WEST ELEVATION
1/16" = 1' - 0"

SCHEMATIC NORTH ELEVATION
1/16" = 1' - 0"

SCHEMATIC EAST ELEVATION
1/16" = 1' - 0"

Exterior Materials Legend

BR-1	**Exterior Masonry** Brick Rainscreen Manufacturer: TBD Color: TBD Finish: TBD
BR-2	**Exterior Masonry** Brick Rainscreen Manufacturer: TBD Color: TBD Finish: TBD
EC-1	**Exterior Cladding** Wood-look GFRC Manufacturer: TBD Color: TBD Finish: TBD
MTL-1	**Concealed Fastener Metal Panel** Facade rainscreen on continuous insulation Manufacturer: ATAS Versa-Line Vertical Panel Color: TBD Finish: TBD

MTL-2	**Standing Seam Metal Panel** Facade rainscreen on continuous insulation Manufacturer: ATAS Colonial Seam Color: TBD Finish: TBD
AC-1	**Coping/Fascia** Aluminum coping Color: To match MTL-1
ST-1	**Storefront** YKK 45 XT Storefront system Finish: Black Glazing: GL-1

Glazing Legend

GL-1	1" (min) Insulating glazing unit (SHGC .41) (U Value .24) Solarban 60 (2) + Clear Low-E IGU or Architect / Owner approved equal

BUILDING SECTIONS

SCHEMATIC E/W SECTION
1/16" = 1' - 0"

SCHEMATIC N/S SECTION
1/16" = 1' - 0"


FACE BRICK
MFR: GLEN GERY
COLOR: ADRIAN


ALT. FACE BRICK
MFR: GLEN GERY
COLOR: SYCAMORE


ACCENT BRICK
MFR: GLEN GERY
COLOR: ELYRIA


METAL PANEL
MFR: TBD
COLOR: BLACK


STOREFRONT
MFR: YKK
COLOR: BLACK

EXTERIOR RENDERINGS

EXTERIOR RENDERINGS

EXTERIOR RENDERINGS

EXTERIOR RENDERINGS

EXTERIOR RENDERINGS

A APPENDIX

Wall luminaire · Narrow beam upward · Narrow beam downward

BEGA

Application
Wall luminaires with directed narrow beam light distribution on two sides. Arranged individually or in groups, they are great design elements for a host of lighting applications.

Materials
Clear safety glass
Marine grade, copper free (≤ 0.3% copper content) A360.0 aluminum alloy
High temperature silicone gasket
Mechanically captive stainless steel fasteners
Pure anodized aluminum reflector

NRTL listed to North American Standards, suitable for wet locations
Protection class IP 65

Weight: 6.6 lbs.

Electrical

Operating voltage	120-277V AC
Minimum start temperature	-30° C
LED module wattage	24.2 W
System wattage	28.0 W
Controllability	0-10V dimmable
Color rendering index	Ra > 80
Luminaire lumens	2235 lm
LED service life (L70)	60000 hrs

LED color temperature
☐ 4000K (K4)
☐ 3500K (K35)
☐ 3000K (K3)
☐ 2700K (K27)

BEGA can supply you with suitable LED replacement modules for up to 20 years after the purchase of LED luminaires - see website for details

Finish
All BEGA standard finishes are matte, textured powder coat with minimum 3 mil thickness. BEGA Unidure® finish provides superior fade protection in Black, Bronze, and Silver. BEGA standard White is a super durable polyester powder. Optionally available RAL, custom, and premium colors provided in polyester powder and/or liquid paint.

Available colors
☐ Black (BLK)
☐ Silver (SLV)
☐ Natural Bronze (NTB)
☐ CUS:
☐ Bronze (BRZ)
☐ White (WHT)
☐ RAL:

Type:
BEGA Product:
Project:
Modified:

Available options

☐ CUS	Custom finish
☐ FSC	Fusing
☐ MGU	Marine grade undercoat
☐ NTB	Natural bronze (premium finish)
☐ RAL	RAL Classic, matte finish

Available accessories

☐ B79547	Surface mounted wiring box

See individual accessory spec sheet for details.

Included (available for pre-shipment)

☐ B19537	Narrow opening wiring box

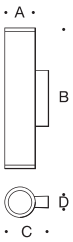

Wall luminaire · Narrow beam upward · Narrow beam downward

	LED	β	A	B	C	D
B24008	24.2 W	18°	$4^{3}/_{8}$	$19^{5}/_{8}$	$6^{3}/_{8}$	$1^{5}/_{8}$

BEGA 1000 BEGA Way, Carpinteria, CA 93013 (805) 684-0533 info@bega-us.com

Updated 09/12/25

Application
Pathway luminaire with shielded light for use in the private sector. These luminaires are ideally suited for gardens, entryways, and for many applications on paths and terraces. Hardscape base is intended for installation on foundations or paved surfaces. Low voltage magnetic transformer required for operation.

Materials
Clear safety glass with matte finish
Aluminum housing
High temperature silicone gasket
Galvanized steel anchorage

NRTL listed to North American Standards, suitable for wet locations
Protection class IP 65

Weight: 6.3 lbs.

Electrical

Operating voltage	12VAC
Minimum start temperature	-40° C
LED module wattage	2.1 W
System wattage	3.4 W
Controllability	Non-Dimming
Color rendering index	Ra > 90
Luminaire lumens	136 lm
LED service life (L70)	60000 hrs

LED color temperature
☐ 4000K (K4)
☐ 3500K (K35)
☐ 3000K (K3)
☐ 2700K (K27)

BEGA can supply you with suitable LED replacement modules for up to 20 years after the purchase of LED luminaires - see website for details

Finish
All BEGA standard finishes are matte, textured powder coat with minimum 3 mil thickness. BEGA Unidure® finish provides superior fade protection in Black, Bronze, and Silver. BEGA standard White is a super durable polyester powder. Optionally available RAL, custom, and premium colors provided in polyester powder and/or liquid paint.

Available colors
☐ Black (BLK)
☐ Silver (SLV)
☐ Natural Bronze (NTB)
☐ CUS:
☐ Bronze (BRZ)
☐ White (WHT)
☐ RAL:

Type:
BEGA Product:
Project:
Modified:

Available options

☐ CUS	Custom finish
☐ MGU	Marine grade undercoat
☐ NTB	Natural bronze (premium finish)
☐ RAL	RAL Classic, matte finish

Available accessories

☐ B536	Low voltage magnetic transformer · 300W

See individual accessory spec sheet for details.

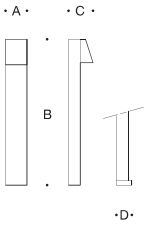

Garden bollard · Hardscape base · 12V AC

	LED	A	B	C	D
B77238	2.1 W	3 1/2	27 1/2	4 1/8	2 1/2

BEGA 1000 BEGA Way, Carpinteria, CA 93013 (805) 684-0533 info@bega-us.com

Project		Catalog #		Type	
Prepared by		Notes		Date	

Lumark

Axcent

Wall Mount Luminaire

Product Certifications & Features

CERTIFIED · 3G VIB · IP66 · ISO CERTIFIED · selectable lumens · DUSK-TO-DAWN · DLC LISTED · DLC LISTED PREMIUM · CLASS A CAN ICES-005 · RoHS COMPLIANT · DARKSKY APPROVED[1] · Light ARchitect™ · BAA · TAA · BABA · WaveLinx · 5 YEAR LIMITED WARRANTY

Interactive Menu

Quick Facts

- Available in 12W - 116W (1,800 - 16,000 lumens) models
- Full cutoff and refractive lens models available
- Energy and maintenance savings up to 95% compared to HID
- Energy efficient illumination results in up to 177LPW
- Replaces 70W up to 450W HID equivalents

Connected Systems

- WaveLinx PRO Wireless
- WaveLinx LITE Wireless

Dimensional Details

Full Cutoff

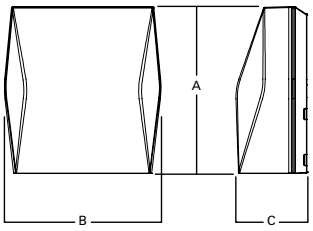

Refractive Lens[2]

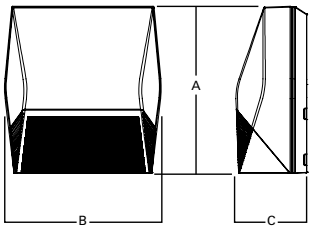

Deep Back Housing

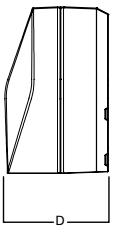

Dimensional Data

	AXCS Small	AXCL Large
A	8" [202mm]	11-1/2" [292mm]
B	7-1/2" [190mm]	10-3/4" [273mm]
C	3-5/8" [94mm]	4-7/8" [124mm]
D	6-1/8" [155mm]	7-1/8" [181mm]

NOTES:
1. DarkSky approved for 3000K CCT and warmer, with mounting options less than 10° of tilt.
2. Refractive Lens option does not comply with DarkSky.

Ordering Information

SAMPLE NUMBER: **AXCS1A-AP-347V**

Domestic Preferences	Model Series [1]	LED Color Temperature	Color	Options (Add as Suffix)
[Blank]=Standard **BAA**=Buy American Act [26] **TAA**=Trade Agreements Act [26] **BABA**=Build America Buy America Act [28]	**Full Cutoff** [29] **AXCS1A**=12W **AXCS2A**=16W **AXCS3A**=23W **AXCS4A**=38W **AXCS5A**=45W **AXCL6A**=50W **AXCL8A**=66W **AXCL10A**=89W **AXCL12A**=116W **Refractive Lens** **AXCS1ARL**=12W **AXCS2ARL**=16W **AXCS3ARL**=23W **AXCS4ARL**=38W **AXCS5ARL**=45W **AXCL6ARL**=50W **AXCL8ARL**=66W **AXCL10ARL**=89W **AXCL12ARL**=116W	**[Blank]**=4000K, Neutral **C**=5000K, Cool **W**=3000K, Warm [29]	**[Blank]**=Carbon Bronze (Standard) **WT**=Summit White **BK**=Black **AP**=Grey **GM**=Graphite Metallic **DP**=Dark Platinum	**347V**=347V [2] **480V**=480V [2] **PC1**=Photocontrol 120V [3, 4, 5] **PC2**=Photocontrol 208-277V, 347V, 480V [4, 5, 6] **PC**=Photocontrol 120-277V, 347V, 480V [4, 7, 8] **KKIT**=Knuckle Floodlight Mount [7] **TRNKIT**=Trunnion Floodlight Mount **SFKIT**=Slipfitter Floodlight Mount **PMAKIT**=Pole Mount Arm **WPS2XX**=Wavelinx Pro, SR Driver, Dimming Motion and Daylight, WAC Programmable, 7' - 15' Mounting Height [4, 9, 10, 11] **WPS4XX**=Wavelinx Pro, SR Driver, Dimming Motion and Daylight, WAC Programmable, 15' - 40' Mounting Height [4, 9, 10, 11] **WLS2XX**=WaveLinx Lite, SR Driver, Dimming Motion and Daylight, Bluetooth Programmable, 7' - 15' Mounting [4, 9, 10, 11] **WLS4XX**=WaveLinx Lite, SR Driver, Dimming Motion and Daylight, Bluetooth Programmable, 15' - 40' Mounting [4, 9, 10, 11] **MSP/DIM-L12**=Integrated Sensor for Dimming Operation, 8' - 12' Mounting Height [4, 9, 12] **MSP/DIM-L30**=Integrated Sensor for Dimming Operation, 12' - 30' Mounting Height [4, 9, 12] **MSP-L12**=Integrated Sensor for ON/OFF Operation, 8' - 12' Mounting Height [4, 9, 12] **MSP-L30**=Integrated Sensor for ON/OFF Operation, 12' - 30' Mounting Height [4, 9, 12] **CBP**=Cold Weather Battery Pack [3, 14, 15, 16, 17, 18] **CBP-CEC**=Cold Weather Battery Pack, CEC compliant [3, 13, 14, 15, 16, 17] **10K**=10kV/10kA Surge Protection **HA**=50°C High Ambient [14, 18] **GRF**=Glare Reducing Lens [19] **AHD145**=After Hours Dim, 5 Hours [5, 20] **AHD245**=After Hours Dim, 6 Hours [5, 20] **AHD255**=After Hours Dim, 7 Hours [5, 20] **AHD355**=After Hours Dim, 8 Hours [5, 20]

Accessories (Order Separately) [21, 27]

VS/AXCS-XX=Vandal Shield Axcent Small [7, 22]
VS/AXCS-MS=Vandal Shield Axcent Small (With Motion Sensor) [7, 22]
WG/AXCS=Wire Guard Axcent Small [7]
WG/AXCS-MS=Wire Guard Axcent Small (With Motion Sensor) [7]
VS/AXCL-XX=Vandal Shield Axcent Large [5, 22]
VS/AXCL-MS=Vandal Shield Axcent (With Motion Sensor) [5, 22]
WG/AXCL=Wire Guard Axcent Large [5]
WG/AXCL-MS=Wire Guard Axcent (With Motion Sensor) [5]
BB/AXC=Axcent Lumen Select Back Box, Carbon Bronze [23]
BB/AXC-PC=Axcent Lumen Select Back Box with PC, Carbon Bronze [23, 24]
BB/AXC-WT=Axcent Lumen Select Back Box, Summit White [23]
BB/AXC-WT-PC=Axcent Lumen Select Back Box with PC, Summit White [23, 24]
KKIT/AXCS-XX=Knuckle and Visor Floodlight Kit (For Axcent Small) [7]
SFKIT/AXCS-XX=Slipfitter Floodlight Kit (For Axcent Small) [7]
TRNKIT/AXCS-XX=Trunnion and Visor Floodlight Kit (For Axcent Small) [7]
TRNKIT-XX=Trunnion Floodlight Kit (For Axcent Large) [5]
SFKIT-XX=Slipfitter Floodlight Kit (For Axcent Large) [5]
PMAKIT-XX=Pole Mount Kit
ISHH-01=Integrated Sensor Programming Remote [25]
MA1010-XX=Single Tenon Adapter for 3-1/2" O.D. Tenon
MA1011-XX=2@180° Tenon Adapter for 3-1/2" O.D. Tenon
MA1017-XX=Single Tenon Adapter for 2-3/8" O.D. Tenon
MA1018-XX=2@180° Tenon Adapter for 2-3/8" O.D. Tenon

NOTES:
1. DesignLights Consortium® Qualified. Refer to www.designlights.org Qualified Products List under Family Models for details.
2. Transformer used only when ordered with motion sensor or AXCS1 through AXCS5 or AXCL6 fixture wattages.
3. Not available in 347 or 480 VAC.
4. Button photocontrol and any motion sensor (MSP or LWR) not offered together.
5. Only available on AXCL6-AXCL12 models.
6. Used with 277, 347, and 480 VAC options.
7. Only available on AXCS1-AXCS5 models.
8. This configuration may contain materials that are not RoHS compliant. Contact your lighting representative for more information.
9. Uses deep back housing.
10. Sensor passive infrared (PIR) may be overly sensitive when operating below -20°C (-4°F). For the device to be field-configurable, requires WAC Gateway components WAC-PoE and WPOE-120 in appropriate quantities. Only compatible with WaveLinx system and software and requires system components to be installed for operation. See website for more Wavelinx application information.
11. Replace XX with sensor color (WH, BZ, or BK).
12. The ISHH-01 accessory is required to adjust parameters.
13. Ambient operating temperature -20°C to 25°C for AXCL6 through AXCL10. Ambient operating temperature -20°C to 30°C on AXCS4 models. Ambient operating temperature -20°C to 40°C on AXCS1 through AXCS3 models.
14. Not available with AXCS5 or AXCL12 models.
15. Uses deep back housing for AXCS1, AXCLS2, AXCS3, and AXCS4 models.
16. Not to be mounted in upwards / inverted orientation. Downlight wall mount only for AXCS1 through AXCS4.
17. CBP cannot be used with PC and motion sensor (MSP). CBP can be used with PC or motion sensor (MSP).
15. Uses deep back housing for AXCS1, AXCLS2, AXCS3, and AXCS4 models.
16. Not to be mounted in upwards / inverted orientation. Downlight wall mount only for AXCS1 through AXCS4.
17. CBP cannot be used with PC and motion sensor (MSP or LWR). CBP can be used with PC or motion sensor (MSP).
18. Can not be ordered with CBP or PC options.
19. Use dedicated IES files on product website for lumen values and distributions.
20. Requires the use of PC1 or PC2 button photocontrol. See After Hours Dim supplemental guide for additional information.
21. Replace XX with color designation.
22. For use with full cutoff lens configurations only.
23. Lumen Select functionality not available in conjunction with any motion sensor option (MSP). Photocontrol back box not available with any photocontrol or motion sensor options (PC, MSP).
24. Photocell only operates at 120-277V input voltages. Not for use with 347 or 480V systems.
25. This tool enables adjustment to parameters including high and low modes, sensitivity, time delay, cutoff and more. Consult you lighting representative for more information.
26. Only product configurations with these designated prefixes are built to be compliant with the Buy American Act of 1933 (BAA) or Trade Agreements Act of 1979 (TAA), respectively. Please refer to DOMESTIC PREFERENCES website for more information. Components shipped separately may be seperately analyzed under domestic preference requirements.
27. Accessories sold separately will be separately analyzed under domestic preference requirements. Consult factory for further information.
28.Only product configurations with these prefixes are built to be compliant with the Buy American Act of 1933 (BAA) or the Build America Buy America Act (BABA). BABA is the minimum Government compliance requirement for the Build America Buy America standards which is part of the Infrastructure and Investment Jobs Act (IIJA). Individual Government Agencies may have more stringent compliance standards. Please refer to the DOMESTIC PREFERENCES website or consult the CLS Domestic Preferences team for more information. Components shipped separately may be separately analyzed under domestic preference requirements.
29. DarkSky approved when ordered with 3000K or warmer CCT.

Stock Ordering Information

Model Series [1]			
Full Cutoff		Refractive Lens	
AXCS1A=12W	**AXCL10A**=102W	**AXCS1ARL**=12W	**AXCL10ARL**=89W
AXCS2A=16W	**AXCL12A**=123W	**AXCS2ARL**=16W	**AXCL12ARL**=116W
AXCS3A=23W	**AXCL6A-347V**=50W	**AXCS3ARL**=23W	**AXCL6ARL-347V**=50W
AXCS4A=38W	**AXCL8A-347V**=66W	**AXCS4ARL**=38W	**AXCL8ARL-347V**=66W
AXCS5A=45W	**AXCL10A-347V**=89W	**AXCS5ARL**=45W	**AXCL10ARL-347V**=89W
AXCL6A=56W	**AXCL12A-347V**=116W	**AXCL6ARL**=50W	**AXCL12ARL-347V**=116W
AXCL8A=72W		**AXCL8ARL**=66W	

Note: All stock configurations are 4000K color temperatures, standard Carbon Bronze finish, and wall mount configuration.

Mounting Details

Knuckle Mount (Small)
Knuckle thread: 3/4" NPS

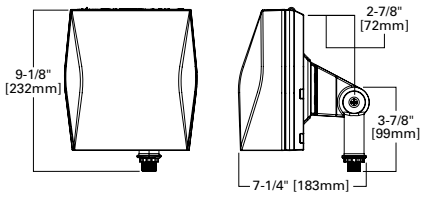

Slipfitter Mount (Small)
Tenon OD: 2-3/8" | **EPA**: 0.60

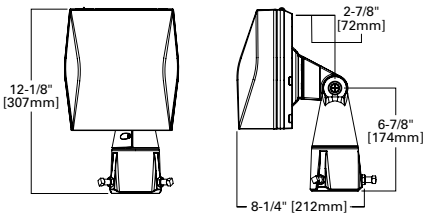

Slipfitter Mount (Large)
Tenon OD: 2-3/8" | **EPA**: 0.60

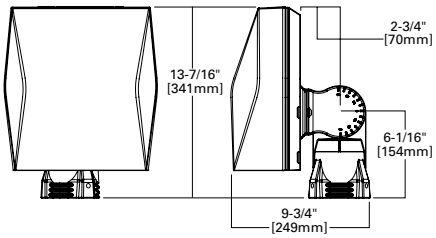

Trunnion Mount (Small)

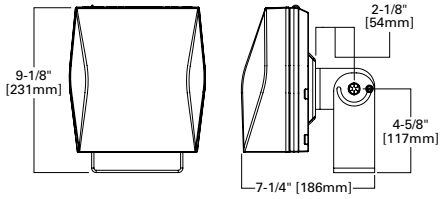

Trunnion Mount (Large)

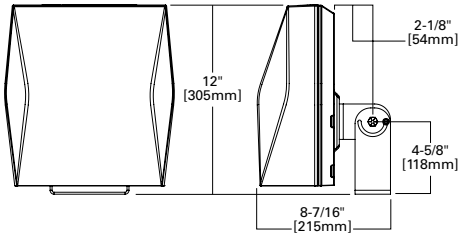

Trunnion Mount Detail

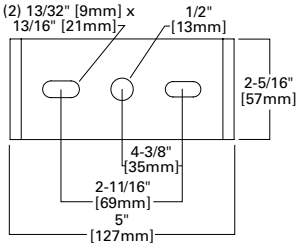

Pole Mount Arm (Large)
EPA: 1.10

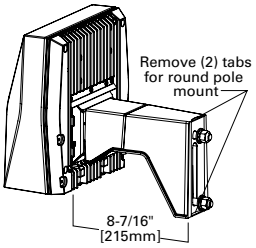

Pole Mount Arm Drill Pattern

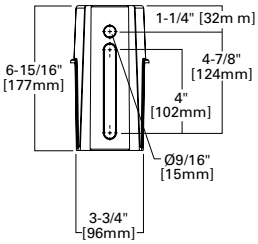

Lumen Select Back Box

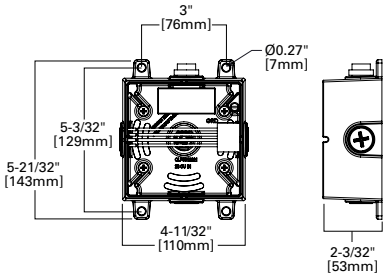

Wall Mount Plate Detail (Large)

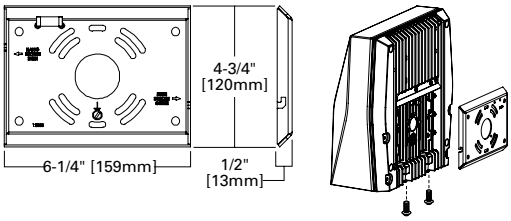

Wall Mount Plate Detail (Small)

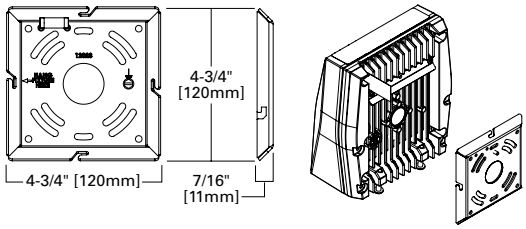

Wavelinx Sensor

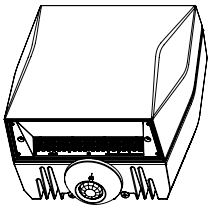

MSP Sensor

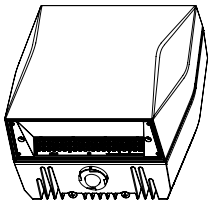

Button Photocontrol

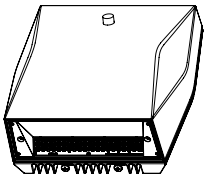

Vandal Shield

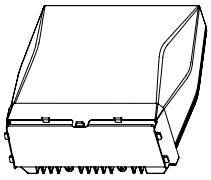

Wire Guard

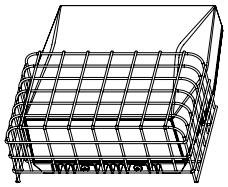

Product Specifications

Construction
- Die-cast aluminum housing
- External back fin design extracts heat from the surface to thermally optimize design for longer luminaire life

Optics
- Silicone-sealed optical LED chamber
- Acrylic refractive or full cutoff lens options for Type IV distributions

Electrical
- Standard universal voltage (120-277V, 50/60Hz)
- Driver incorporates 6kV surge protection
- <20% total harmonic distortion
- 0-10V dimming driver is standard with leads external to the fixture

Mounting
- Steel wedge mounting plate fits directly to 4" standard j-box or directly to wall with the "Hook-N-Lock" mechanism
- Stainless steel set screws
- Lumen Select Back Box accessory offers four 1/2" NPT conduit entry wire ways. Resistor Pack combinations allow field-dimming of 75% or 50% when connected to luminaire dimming leads
- Not suitable for indoor use when installed in inverted/uplight orientation

Emergency Egress
- Optional integral cold weather battery emergency egress includes emergency operation test switch, an AC-ON indicator light and a premium, maintenance-free battery pack
- The separate emergency lighting LEDs are wired to provide redundant emergency lighting. Listed to UL Standard 924, Emergency Lighting

Compliance
- cULus certified for use in -40°C to 40°C ambient environments
- Full cutoff models are IDA Certified 3000K and warmer only
- BAA domestic preference option meets BAA requirements. See DOMESTIC PREFERENCES website or consult the CLS Domestic Preferences team for more information
- FHWA and FTA agencies are utilizing their BAA rules for BABA compliance. Cooper's products with a BAA designation are manufactured in the US and utilize a BAA COTS exemption rule for compliance. To verify a configured product with specific accessories and options meet BABA Domestic Preference Requirements; submit this catalog number to Cooper Lighting Quotation team for validation by our Engineering and Manufacturing teams.
- Please refer to the DOMESTIC PREFERENCES website or consult the CLS Domestic Preferences team for more information. Components shipped separately may be separately analyzed under domestic preference requirements.
- Components shipped separately may be separately analyzed under domestic preference requirements.

Finish
- Five-stage super TGIC polyester powder coat paint, 2.5 mil nominal thickness

Shipping Data
- Small fixture=5 lbs. [2.36 kgs.]
- Small with sensor or CBP=10 lbs. [4.40 kgs.]
- Large fixture=12 lbs. [5.45 kgs.]
- Large with sensor or CBP=17 lbs. [7.73 kgs.]
- Large with sensor & CBP=21 lbs. [9.54 kgs.]

Warranty
- Five year limited warranty, consult website for details. www.cooperlighting.com/legal

Energy and Performance Data

Power and Lumens (Axcent Small)

Light Engine		AXCS1A	AXCS2A	AXCS3A	AXCS4A	AXCS5A
Power (Watts)		12	16	23	38	45
Input Current @ 120V (A)		0.10	0.13	0.19	0.32	0.38
Input Current @ 240V (A)		0.05	0.07	0.10	0.16	0.19
Input Current @ 277V (A)		0.04	0.06	0.08	0.14	0.16
Input Current @ 347V (A)		0.03	0.05	0.07	0.11	0.13
Input Current @ 480V (A)		0.03	0.03	0.05	0.08	0.09
Configuration						
Full Cutoff	4000K/5000K Lumens	1,786	2,589	3,551	5,500	6,348
	3000K Lumens	1,509	2,188	3,001	4,648	5,365
	BUG Rating	B1-U0-G0	B1-U0-G0	B1-U0-G0	B2-U0-G1	B2-U0-G1
Refractive Lens	4000K/5000K Lumens	1,894	2,745	3,765	5,832	6,731
	3000K Lumens	1,600	2,320	3,182	4,928	5,688
	BUG Rating	B1-U3-G2	B1-U3-G2	B1-U3-G2	B1-U4-G3	B1-U4-G3

Power and Lumens (Axcent Large)

Light Engine		AXCL6A	AXCL8A	AXCL10A	AXCL12A
Power (Watts)		50	66	89	115
Input Current @ 120V (A)		0.41	0.54	0.74	0.96
Input Current @ 240V (A)		0.21	0.27	0.37	0.48
Input Current @ 277V (A)		0.18	0.24	0.32	0.42
Input Current @ 347V (A)		0.14	0.19	0.26	0.33
Input Current @ 480V (A)		0.10	0.14	0.19	0.24
Configuration					
Full Cutoff	4000K Lumens	7,594	9,716	12,719	16,302
	5000K Rating	7,501	9,598	12,564	16,103
	3000K Lumens	6,502	8,319	10,890	13,958
	BUG Rating	B2-U0-G1	B2-U0-G2	B3-U0-G2	B3-U0-G2
Refractive Lens	4000K Lumens	7,809	10,331	13,665	16,637
	5000K Rating	7,714	10,205	13,498	16,434
	3000K Lumens	6,686	8,845	11,700	14,244
	BUG Rating	B1-U4-G4	B2-U5-G5	B2-U5-G5	B2-U5-G5

Power and Lumens (Small + CBP)

Light Engine		AXCS1A	AXCS2A	AXCS3A	AXCS4A
Power (Watts)		16	20	27	42
Input Current @ 120V (A)		0.13	0.17	0.23	0.35
Input Current @ 240V (A)		0.07	0.08	0.11	0.18
Input Current @ 277V (A)		0.06	0.07	0.10	0.15
Configuration					
Full Cutoff	4000K/5000K Lumens	742	792	789	644
	3000K Lumens	627	670	667	545
Refractive Lens	4000K/5000K Lumens	787	841	837	684
	3000K Lumens	664	710	708	655

Note: Power and current based on full power consumption while CBP is charging. Lumen outputs are while operating in emergency mode only.

Power and Lumens (Large + CBP)

Light Engine		AXCL6A	AXCL8A	AXCL10A
Power (Watts)		54	70	93
Input Current @ 120V (A)		0.45	0.58	0.77
Input Current @ 240V (A)		0.22	0.29	0.38
Input Current @ 277V (A)		0.19	0.25	0.33
Configuration				
Full Cutoff	4000K/5000K Lumens	141*10W=1410		
	3000K Lumens	122*10=1220		
Refractive Lens	4000K/5000K Lumens	151*10=1510		
	3000K Lumens	131*10=1310		

Note: Power and current based on full power consumption while CBP is charging. Lumen outputs are while operating in emergency mode only.

Power and Lumens Multipliers
(Lumen Select Back Box + Axcent Small)

Configuration		~75% Nominal Output	~50% Nominal Output
Catalog Number	**Material Number**	**Connect per Installation Instructions**	
AXCS1A*	13109741 or 13109939 or Other	74%	50%
AXCS2A*	13109698 or 13109938 or Other	74%	50%
AXCS3A*	13109697 or 13109937 or Other	74%	50%
AXCS4A*	13109695 or 13109936	75%	40%
AXCS4A*	13495299 or 13495470 or Other	72%	50%
AXCS5A*	13109652 or 13109935	75%	40%
AXCS5A*	13495471 or 13495472 or Other	72%	50%

Power and Lumens Multipliers
(Lumen Select Back Box + Axcent Large)

Configuration		~75% Nominal Output	~50% Nominal Output
Catalog Number	**Material Number**	**Connect per Installation Instructions**	
AXCL6A*	13645910 or 13645979	69%	47%
AXCL8A*	13645970 or 13645984	69%	47%
AXCL10A*	13645971 or 13645989	69%	47%
AXCL12A*	13645972 & 13645993	72%	49%

Energy and Performance Data

Lumen Maintenance (Axcent Small)

Ambient Temperature	TM-21 Lumen Maintenance (72,000 Hours)
Up to 3A	
25°C	88%
40°C	87%
50°C	87%
Up to 4A	
25°C	88%
40°C	87%
50°C	87%
Up to 5A	
25°C	87%
40°C	86%

Lumen Maintenance (Axcent Large)

Ambient Temperature	TM-21 Lumen Maintenance (72,000 Hours)
Up to 8A	
25°C	89%
40°C	87%
50°C	86%
Up to 10A	
25°C	88%
40°C	86%
50°C	85%
Up to 12A	
25°C	85%
40°C	82%

Lumen Multiplier

Ambient Temperature	Lumen Multiplier
10°C	1.02
15°C	1.01
25°C	1.00
40°C	0.97

Control Options

0-10V This fixture is offered standard with 0-10V dimming driver(s) for use with a lighting control panel or other control method.

Photocontrol (PC1, PC2 and PC) Optional button-type photocontrol provides a flexible solution to enable "dusk-to-dawn" lighting by sensing light levels.

After Hours Dim (AHD) This feature allows photocontrol-enabled luminaires to achieve additional energy savings by dimming during scheduled portions of the night. The dimming profile will automatically take effect after a "dusk-to-dawn" period has been calculated from the photocontrol input. Specify the desired dimming profile for a simple, factory-shipped dimming solution requiring no external control wiring. Reference the After Hours Dim supplemental guide for additional information.

Dimming Occupancy Sensor (MSP/DIM-LXX and MSP-LXX) These sensors are factory installed in the luminaire housing. When the MSP/DIM-LXX sensor option is selected, the occupancy sensor is connected to a dimming driver and the entire luminaire dims when there is no activity detected. When activity is detected, the luminaire returns to full light output. The MSP/DIM sensor is factory preset to dim down to approximately 50 percent power with a time delay of ten minutes. The MSP-LXX sensor is factory preset to turn the luminaire off after five minutes of no activity.

These occupancy sensors includes an integrated photocell that can be activated with the ISHH-01 accessory for "dusk-to-dawn" control or daylight harvesting - the factory preset is ON. The ISHH-01 is a wireless tool utilized for changing the dimming level, time delay, sensitivity and other parameters.

A variety of sensor lens are available to optimize the coverage pattern for mounting heights from 8'-30'.

For mounting heights from 12' to 30' (-L30)

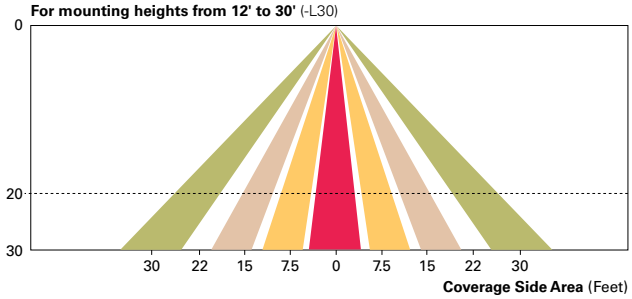

For mounting heights from 8' to 12' (-L12)

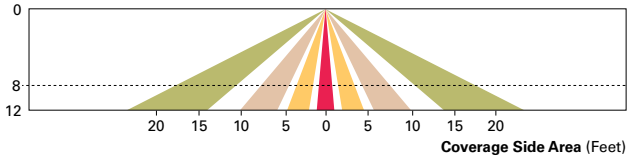

WaveLinx Wireless Control and Monitoring System The WaveLinx Outdoor control platform operates on a wireless mesh network based on IEEE 802.15.4 standards enabling wireless control of outdoor lighting. Use the WaveLinx Mobile application for set-up and configuration. At least one Wireless Area Controller (WAC) is required for full functionality and remote communication (including adjustment of any factory pre-sets).

WaveLinx Wireless Sensor (WPS2 and WPS4) These outdoor sensors offer passive infrared (PIR) occupancy and a photocell for closed loop daylight sensing. These sensors are factory preset to dim down to approximately 50 percent power after 15 minutes of no activity detected. These occupancy sensors include an integral photocell for "dusk-to-dawn" control or daylight harvesting that is factory-enabled. A variety of sensor lenses are available to optimize the coverage pattern for mounting heights from 7'-40'.

For mounting heights from 16' to 40' (WPS)

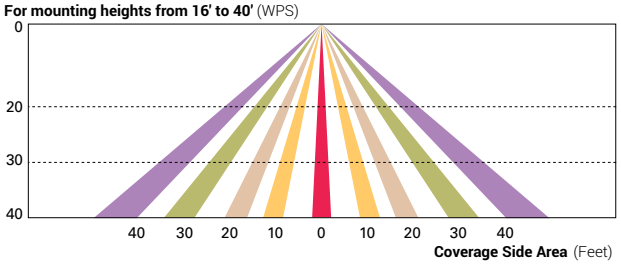

Cooper Lighting Solutions
1121 Highway 74 South
Peachtree City, GA 30269
P: 770-486-4800
www.cooperlighting.com

Project		Catalog #		Type	
Prepared by		Notes		Date	

McGraw-Edison

GLEON Galleon

Area / Site Luminaire

Product Features

Light ARchitect™

BAA

Product Certifications

Interactive Menu

Quick Facts

- Lumen packages range from 4,200 - 80,800 (34W - 640W)
- Efficacy up to 156 LPW
- Options to meet Buy American and other domestic preference requirements

Connected Systems

- WaveLinx PRO Wireless
- WaveLinx LITE Wireless
- Enlighted

Dimensional Details

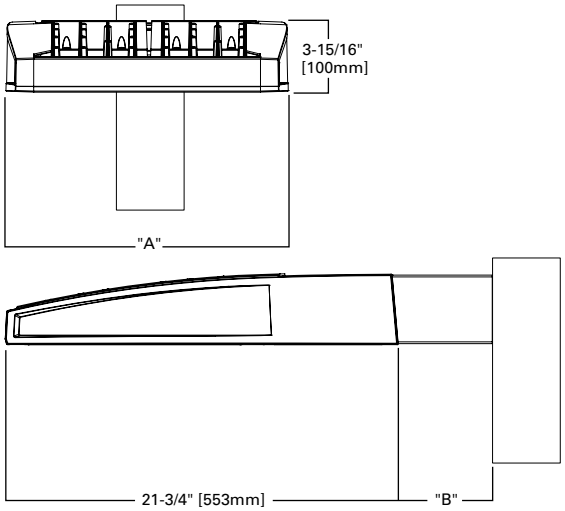

Number of Light Squares	"A" Width	"B" Standard Arm Length	"B" Extended Arm Length [1]	"B" QM Arm Length	"B" QML Length	"B" QMEA Length
1-4	15-1/2"	7"	10"	10-5/8"	--	16-9/16"
5-6	21-5/8"	7"	10"	10-5/8"	--	16-9/16"
7-8	27-5/8"	7"	13"	10-5/8"	10-5/16"	--
9-10	33-3/4"	7"	16"	--	10-5/16"	--

NOTES:
For arm selection requirements and additional line art, see Mounting Details section.

NOTES:
1. Visit https://www.designlights.org/search/ to confirm qualification. Not all product variations are DLC qualified.
2. IDA Certified for 3000K CCT and warmer only.

Ordering Information

SAMPLE NUMBER: **GLEON-SA4C-740-U-T4FT-GM**

Product Family [1, 2]	Light Engine		Color Temperature	Voltage	Distribution	Mounting	Finish
	Configuration	Drive Current					
GLEON=Galleon **BAA-GLEON**=Galleon, Buy American Act Compliant [34] **TAA-GLEON**=Galleon, Trade Agreements Act Compliant [34]	**SA1**=1 Square **SA2**=2 Squares **SA3**=3 Squares **SA4**=4 Squares **SA5**=5 Squares [4] **SA6**=6 Squares **SA7**=7 Squares [5] **SA8**=8 Squares [5] **SA9**=9 Squares [6] **SA0**=10 Squares [6]	**A**=600mA **B**=800mA **C**=1000mA **D**=1200mA [15]	**722**=70CRI, 2200K **727**=70CRI, 2700K **730**=70CRI, 3000K **735**=70CRI, 3500K **740**=70CRI, 4000K **750**=70CRI, 5000K **760**=70CRI, 6000K **827**=80CRI, 2700K **830**=80CRI, 3000K **AMB**=Amber, 590nm [13, 15]	**U**=120-277V **1**=120V **2**=208V **3**=240V **4**=277V **8**=480V [7, 8] **9**=347V [7]	**T2**=Type II **T2R**=Type II Roadway **T3**=Type III **T3R**=Type III Roadway **T4FT**=Type IV Forward Throw **T4W**=Type IV Wide **5NQ**=Type V Narrow **5MQ**=Type V Square Medium **5WQ**=Type V Square Wide **SL2**=Type II w/Spill Control **SL3**=Type III w/Spill Control **SL4**=Type IV w/Spill Control **SLL**=90° Spill Light Eliminator Left **SLR**=90° Spill Light Eliminator Right **RW**=Rectangular Wide Type I **AFL**=Automotive Frontline	**[Blank]**=Arm for Round or Square Pole **EA**=Extended Arm [9] **MA**=Mast Arm Adapter [10] **WM**=Wall Mount **QM**=Quick Mount Arm (Standard Length) [11] **QMEA**=Quick Mount Arm (Extended Length) [12] **QML**=Quick Mount Arm (Standard Length, Large) [36]	**AP**=Grey **BZ**=Bronze **BK**=Black **DP**=Dark Platinum **GM**=Graphite Metallic **WH**=White **RALXX**=Custom Color

Options (Add as Suffix)	Controls and Systems Options (Add as Suffix)	Accessories (Order Separately)[35]
DIM=External 0-10V Dimming Leads [18, 19] **F**=Single Fuse (120, 277 or 347V Specify Voltage) **FF**=Double Fuse (208, 240 or 480V Specify Voltage) **20K**=Series 20kV UL 1449 Surge Protective Device **2L**=Two Circuits [16, 17] **HA**=50°C High Ambient **HSS**=Installed House Side Shield [27] **GRSBK**=Glare Reducing Shield, Black [22] **GRSWH**=Glare Reducing Shield, White [22] **LCF**=Light Square Trim Painted to Match Housing [26] **MT**=Installed Mesh Top **TH**=Tool-less Door Hardware **CC**=Coastal Construction finish [3] **L90**=Optics Rotated 90° Left **R90**=Optics Rotated 90° Right **CE**=CE Marking [28] **AHD145**=After Hours Dim, 5 Hours [21] **AHD245**=After Hours Dim, 6 Hours [21] **AHD255**=After Hours Dim, 7 Hours [21] **AHD355**=After Hours Dim, 8 Hours [21] **DALI**=DALI Drivers	**BPC**=Button Type Photocontrol **PR**=NEMA 3-PIN Photocontrol Receptacle **PR7**=NEMA 7-PIN Photocontrol Receptacle [20] **SPB2=**Dimming Occupancy Sensor with Bluetooth Interface, 8′ - 20′ Mounting [33] **SPB4=**Dimming Occupancy Sensor with Bluetooth Interface, 21′ - 40′ Mounting [33] **MS-L20**=Motion Sensor for ON/OFF Operation, 9′ - 20′ Mounting Height [23] **MS-L40W**=Motion Sensor for ON/OFF Operation, 21′ - 40′ Mounting Height [23] **MS/X-L20**=Bi-Level Motion Sensor, 9′ - 20′ Mounting Height [23, 24] **MS/X-L40W**=Bi-Level Motion Sensor, 21′ - 40′ Mounting Height [23, 24] **MS/DIM-L20**=Motion Sensor for Dimming Operation, 9′ - 20′ Mounting Height [23] **MS/DIM-L40W**=Motion Sensor for Dimming Operation, 21′ - 40′ Mounting Height [23] **WLS2XX**=WaveLinx LITE, SR Driver, Dimming Motion and Daylight, Bluetooth Programmable, 7′ - 15′ Mounting [31] **WLS4XX**=WaveLinx LITE, SR Driver, Dimming Motion and Daylight, Bluetooth Programmable, 15′ - 40′ Mounting [31] **WPS2XX**=WaveLinx PRO, SR Driver, Dimming Motion and Daylight, WAC Programmable, 7′ - 15′ Mounting [31,32] **WPS4XX**=WaveLinx PRO, SR Driver, Dimming Motion and Daylight, WAC Programmable, 15′ - 40′ Mounting [31,32] **LWR-LW**=Enlighted Sensor, 8′–16′ Mounting Height [25] **LWR-LN**=Enlighted Sensor, 16′–40′ Mounting Height [25] **DIM10-L08**=AirMesh Occupancy Sensor (<8′ Mounting) [18] **DIM10-L20**=AirMesh Occupancy Sensor (9′-20′ Mounting) [18] **DIM10-L40**=AirMesh Occupancy Sensor (21′-40′ Mounting) [18]	**OA/RA1013**=Photocontrol Shorting Cap **MA1252**=10kV Surge Module Replacement **MA1036-XX**=Single Tenon Adapter for 2-3/8″ O.D. Tenon **MA1037-XX**=2@180° Tenon Adapter for 2-3/8″ O.D. Tenon **MA1197-XX**=3@120° Tenon Adapter for 2-3/8″ O.D. Tenon **MA1188-XX**=4@90° Tenon Adapter for 2-3/8″ O.D. Tenon **MA1189-XX**=2@90° Tenon Adapter for 2-3/8″ O.D. Tenon **MA1190-XX**=3@90° Tenon Adapter for 2-3/8″ O.D. Tenon **MA1191-XX**=2@120° Tenon Adapter for 2-3/8″ O.D. Tenon **MA1038-XX**=Single Tenon Adapter for 3-1/2″ O.D. Tenon **MA1039-XX**=2@180° Tenon Adapter for 3-1/2″ O.D. Tenon **MA1192-XX**=3@120° Tenon Adapter for 3-1/2″ O.D. Tenon **MA1193-XX**=4@90° Tenon Adapter for 3-1/2″ O.D. Tenon **MA1194-XX**=2@90° Tenon Adapter for 3-1/2″ O.D. Tenon **MA1195-XX**=3@90° Tenon Adapter for 3-1/2″ O.D. Tenon **FSIR-100**=Wireless Configuration Tool for Occupancy Sensor [23] **GLEON-MT1**=Field Installed Mesh Top for 1-4 Light Squares **GLEON-MT2**=Field Installed Mesh Top for 5-6 Light Squares **GLEON-MT3**=Field Installed Mesh Top for 7-8 Light Squares **GLEON-MT4**=Field Installed Mesh Top for 9-10 Light Squares **GLEON-QM**=Quick Mount Arm Kit [11] **GLEON-QMEA**=Quick Mount Extended Arm Kit [12] **LS/HSS**=Field Installed House Side Shield [27, 29] **LS/GRSBK-2PK** =Glare Reducing Shield, Black [22, 29] **LS/GRSWH-2PK** =Glare Reducing Shield, White [22, 29] **LS/PFS**=Perimeter Shield, Black [14] **WOLC-7P-10A**=WaveLinx Outdoor Control Module [18, 30] **TL7-HVG**= AirMesh 7-PIN node, 110-480V [18, 30]

NOTES:

1. Customer is responsible for engineering analysis to confirm pole and fixture compatibility for all applications. Refer to our white paper WP513001EN for additional support information.
2. DesignLights Consortium® Qualified. Refer to www.designlights.org Qualified Products List under Family Models for details.
3. Coastal construction finish salt spray tested to over 5,000-hours per ASTM B117, with a scribe rating of 9 per ASTM D1654. Not available with TH option.
4. Not compatible with MS/4-LXX or MS/1-LXX sensors.
5. Not compatible with extended quick mount arm (QMEA).
6. Not compatible with standard quick mount arm (QM) or extended quick mount arm (QMEA).
7. Requires the use of an internal step down transformer when combined with sensor options. Not available with sensor at 1200mA. Not available in combination with the HA high ambient and sensor options at 1A.
8. 480V must utilize Wye system only. Per NEC, not for use with ungrounded systems, impedance grounded systems or corner grounded systems (commonly known as Three Phase Three Wire Delta, Three Phase High Leg Delta and Three Phase Corner Grounded Delta systems.)
9. May be required when two or more luminaires are oriented on a 90° or 120° drilling pattern. Refer to arm mounting requirement table.
10. Factory installed.
11. Maximum 8 light squares.
12. Maximum 6 light squares.
13. Narrow-band 590nm +/- 5nm for wildlife and observatory use. Choose drive current A; supplied at 500mA drive current only. Available with 5WQ, 5MQ, SL2, SL3 and SL4 distributions. Can be used with HSS option.
14. Set of 4 pcs. One set required per Light Square.
15. Not available with HA option.
16. 2L is not available with MS, MS/X or MS/DIM at 347V or 480V. 2L in SA2 through SA4 requires a larger housing, normally used for SA5 or SA6. Extended arm option may be required when mounting two or more fixtures per pole at 90° or 120°. Refer to arm mounting requirement table.
17. Not available with Enlighted wireless sensors.
18. Cannot be used with other control options.
19. Low voltage control lead brought out 18″ outside fixture.
20. Not available if any "MS" sensor is selected. Motion sensor has an integral photocell.
21. Requires the use of BPC photocontrol or the PR7 or PR photocontrol receptacle with photocontrol accessory. See After Hours Dim supplemental guide for additional information.
22. Not for use with T4FT, T4W or SL4 optics. See IES files for details.
23. The FSIR-100 configuration tool is required to adjust parameters including high and low modes, sensitivity, time delay, cutoff and more. Consult your lighting representative at Cooper Lighting Solutions for more information.
24. Replace X with number of Light Squares operating in low output mode.
25. Enlighted wireless sensors are factory installed only requiring network components LWP-EM-1, LWP-GW-1 and LWP-PoE8 in appropriate quantities.
26. Not available with house side shield (HSS).
27. Not for use with 5NQ, 5MQ, 5WQ or RW optics. A black trim plate is used when HSS is selected.
28. CE is not available with the LWR, MS, MS/X, MS/DIM, BPC, PR or PR7 options. Available in 120-277V only.
29. One required for each Light Square.
30. Requires PR7.
31. Replace XX with sensor color (WH, BZ or BK.)
32. WAC Gateway required to enable field-configurability: Order WAC-PoE and WPOE-120 (10V to PoE injector) power supply if needed.
33. Smart device with mobile application required to change system defaults. See controls section for details.
34. Only product configurations with these designated prefixes are built to be compliant with the Buy American Act of 1933 (BAA) or Trade Agreements Act of 1979 (TAA), respectively. Please refer to **DOMESTIC PREFERENCES** website for more information. Components shipped separately may be separately analyzed under domestic preference requirements.
35. For BAA or TAA requirements, Accessories sold separately will be separately analyzed under domestic preference requirements. Consult factory for further information.
36. Available for 7 - 10 squares.

Mounting Details

Standard Arm (Drilling Pattern)

TYPE "N"

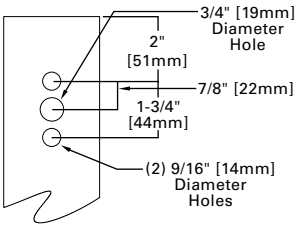

Quick Mount Arm
(Includes fixture adapter)

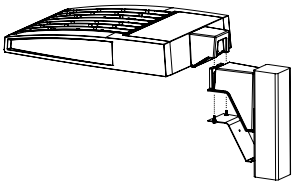

QM and QMEA Pole Mount (1 - 8 squares)

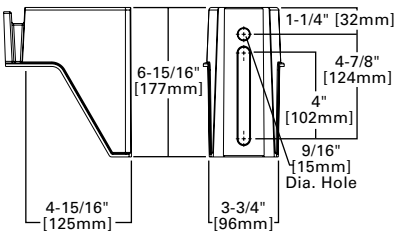

QML Pole Mount (7 - 10 squares)

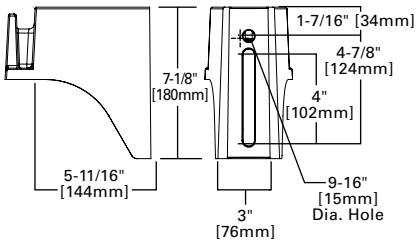

QM Quick Mount Arm (Standard, 1-8 squares)

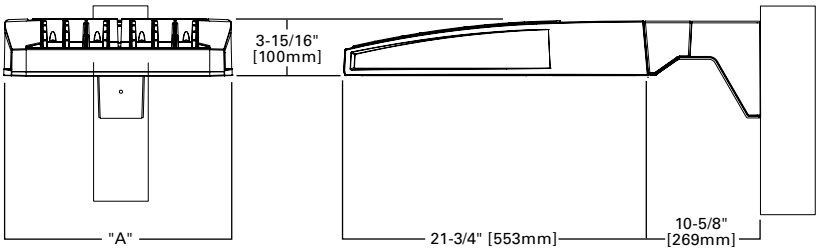

QMEA Quick Mount Arm (Extended, 1 - 6 squares)

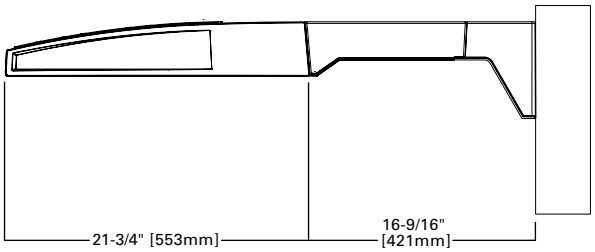

Standard Wall Mount

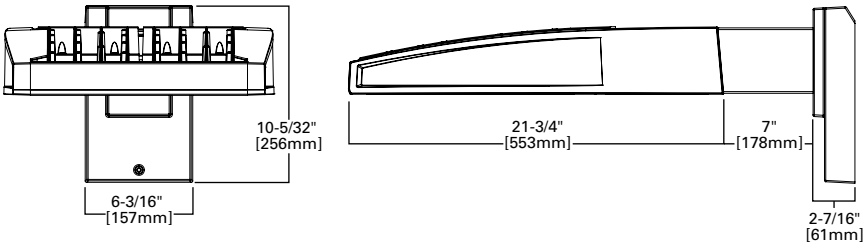

Mast Arm Mount

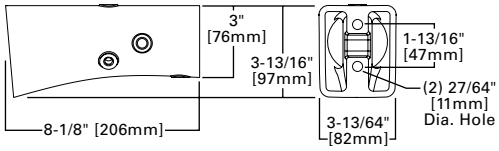

Arm Mounting Requirements

Number of Light Squares	Standard Arm @ 90° Apart	Standard Arm @ 120° Apart	Quick Mount Arm @ 90° Apart	Quick Mount Arm @ 120° Apart
1	Standard	Standard	QM Extended	Quick Mount
2	Standard	Standard	QM Extended	Quick Mount
3	Standard	Standard	QM Extended	Quick Mount
4	Standard	Standard	QM Extended	Quick Mount
5	Extended	Standard	QM Extended	Quick Mount
6	Extended	Standard	QM Extended	Quick Mount
7	Extended	Extended	--	Quick Mount
8	Extended	Extended	--	Quick Mount
9	Extended	Extended	--	--
10	Extended	Extended	--	--

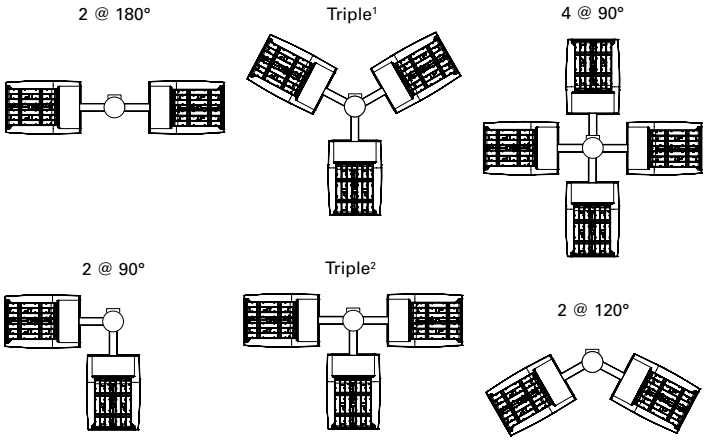

NOTES: 1 Round poles are 3 @ 120°. Square poles are 3 @ 90°. **2** Round poles are 3 @ 90°.
3 Shown with 4 square configurations.

Fixture Weights and EPAs

Number of Light Squares	Weight with Standard and Extended Arm (lbs.)	EPA with Standard and Extended Arm (Sq. Ft.)	Weight with QM Arm (lbs.)	EPA with QM Arm (Sq. Ft.)	Weight with QML (lbs.)	EPA with QML (Sq. Ft.)	Weight with QMEA (lbs.)	EPA with QMEA (Sq. Ft.)
1-4	33	0.96	35	1.11	--	--	38	1.11
5-6	44	1.00	46	1.11	--	--	49	1.11
7-8	54	1.07	56	1.11	58	1.11	--	--
9-10	63	1.12	--	--	67	1.11	--	--

Optical Distributions

Asymmetric Area Distributions

T2 (Type II)

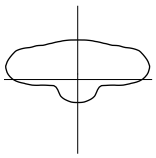

SL2 (Type II with Spill Control)

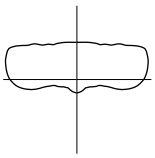

T3 (Type III)

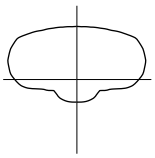

SL3 (Type III with Spill Control)

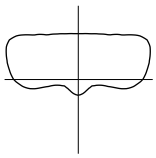

T4FT (Type IV Forward Throw)

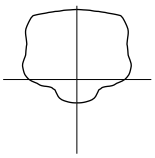

T4W (Type IV Wide)

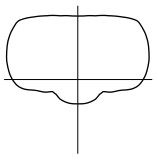

SL4 (Type IV with Spill Control)

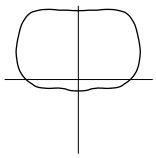

Asymmetric Roadway Distributions

RW (Rectangular Wide Type I)

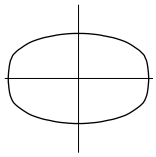

T2R (Type II Roadway)

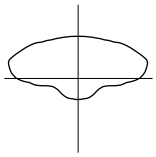

T3R (Type III Roadway)

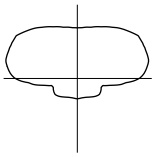

Symmetric Distributions

5NQ (Type V Square Narrow)

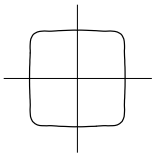

5MQ (Type V Square Medium)

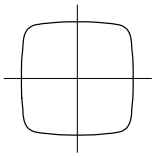

5WQ (Type V Square Wide)

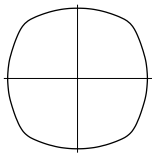

Specialized Distributions

AFL (Automotive Frontline)

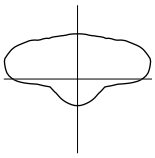

SLL (90° Spill Light Eliminator Left)

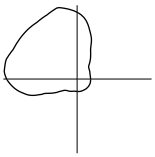

SLR (90° Spill Light Eliminator Right)

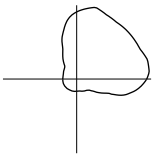

Rotated Optics

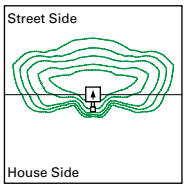

Standard

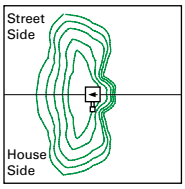

Optics Rotated Left @ 90° [L90]

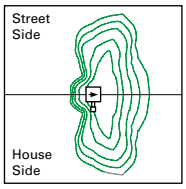

Optics Rotated Right @ 90° [R90]

Product Specifications

Construction

- Extruded aluminum driver enclosure
- Heavy-wall, die-cast aluminum end caps
- Die-cast aluminum heat sinks
- Patent pending interlocking housing and heat sink

Optics

- Patented, high-efficiency injection-molded AccuLED Optics technology
- 16 optical distributions
- 3 shielding options including HSS, GRS and PFS
- IDA Certified (3000K CCT and warmer only)

Electrical

- LED drivers are mounted to removable tray assembly for ease of maintenance
- Standard with 0-10V dimming
- Standard with Cooper Lighting Solutions proprietary circuit module designed to withstand 10kV of transient line surge
- Suitable for operation in -40°C to 40°C ambient environments. Optional 50°C high ambient (HA) configuration.

Mounting

- Standard extruded arm includes internal bolt guides and round pole adapter
- Extended arms (EA and QMEA) may be required in 90° or 120° pole mount configurations, see arm mounting requirements table
- Mast arm (MA) factory installed
- Wall mount (WM) option available
- Quick mount arm (QM and QMEA) includes pole adapter and factory installed fixture mount for fast installation to square or round poles

Finish

- Super housing durable TGIC polyester powder coat paint, 2.5 mil nominal thickness
- Heat sink is powder coated black
- RAL and custom color matches available
- Coastal Construction (CC) option available

Warranty

- Five year limited warranty, consult website for details. www.cooperlighting.com/legal

Energy and Performance Data

Lumen Maintenance (TM-21)

Drive Current	Ambient Temperature	25,000 hours*	50,000 hours*	60,000 hours*	100,000 hours**	Theoretical L70 hours**
Up to 1A	25°C	99.4%	99.0%	98.9%	98.3%	> 2.4M
	40°C	98.7%	98.3%	98.1%	97.4%	> 1.9M
	50°C	98.2%	97.2%	96.8%	95.2%	> 851,000
1.2A	25°C	99.4%	99.0%	98.9%	98.3%	> 2.4M
	40°C	98.5%	97.9%	97.7%	96.7%	> 1.3M

* Supported by IES TM-21 standards
** Theoretical values represent estimations commonly used; however, refer to the IES position on LED Product Lifetime Prediction, IES PS-10-18, explaining proper use of IES TM-21 and LM-80.

Lumen Multiplier

Ambient Temperature	Lumen Multiplier
0ºC	1.02
10ºC	1.01
25ºC	1.00
40ºC	0.99
50ºC	0.97

View GLEON IES files

Nominal Power Lumens (1.2A)

Supplemental Performance Guide**

Number of Light Squares		1	2	3	4	5	6	7	8	9	10
Nominal Power (Watts)		67	129	191	258	320	382	448	511	575	640
Input Current @ 120V (A)		0.58	1.16	1.78	2.31	2.94	3.56	4.09	4.71	5.34	5.87
Input Current @ 208V (A)		0.33	0.63	0.93	1.27	1.57	1.87	2.22	2.52	2.8	3.14
Input Current @ 240V (A)		0.29	0.55	0.80	1.10	1.35	1.61	1.93	2.18	2.41	2.71
Input Current @ 277V (A)		0.25	0.48	0.70	0.96	1.18	1.39	1.69	1.90	2.09	2.36
Input Current @ 347V (A)		0.20	0.39	0.57	0.78	0.96	1.15	1.36	1.54	1.72	1.92
Input Current @ 480V (A)		0.15	0.30	0.43	0.60	0.73	0.85	1.03	1.16	1.28	1.45
Optics											
T2	4000K Lumens	7,972	15,580	23,245	30,714	38,056	45,541	53,857	61,024	68,072	75,366
	BUG Rating	B1-U0-G2	B2-U0-G3	B3-U0-G4	B3-U0-G4	B3-U0-G5	B3-U0-G5	B4-U0-G5	B4-U0-G5	B4-U0-G5	B4-U0-G5
	Lumens per Watt	119	121	122	119	119	119	120	119	118	118
T2R	4000K Lumens	8,462	16,539	24,680	32,609	40,401	48,348	57,176	64,783	72,266	80,010
	BUG Rating	B1-U0-G2	B2-U0-G2	B3-U0-G3	B3-U0-G4	B3-U0-G4	B3-U0-G5	B4-U0-G5	B4-U0-G5	B4-U0-G5	B4-U0-G5
	Lumens per Watt	126	128	129	126	126	127	128	127	126	125
T3	4000K Lumens	8,125	15,879	23,693	31,307	38,787	46,417	54,893	62,197	69,381	76,818
	BUG Rating	B1-U0-G2	B2-U0-G3	B3-U0-G4	B3-U0-G4	B3-U0-G5	B4-U0-G5	B4-U0-G5	B4-U0-G5	B4-U0-G5	B4-U0-G5
	Lumens per Watt	121	123	124	121	121	122	123	122	121	120
T3R	4000K Lumens	8,306	16,232	24,220	32,001	39,651	47,447	56,114	63,580	70,924	78,523
	BUG Rating	B1-U0-G2	B2-U0-G3	B3-U0-G4	B3-U0-G4	B3-U0-G5	B3-U0-G5	B4-U0-G5	B4-U0-G5	B4-U0-G5	B4-U0-G5
	Lumens per Watt	124	126	127	124	124	124	125	124	123	123
T4FT	4000K Lumens	8,173	15,970	23,831	31,488	39,014	46,686	55,212	62,558	69,783	77,261
	BUG Rating	B1-U0-G3	B2-U0-G3	B3-U0-G4	B3-U0-G5	B3-U0-G5	B4-U0-G5	B4-U0-G5	B4-U0-G5	B4-U0-G5	B4-U0-G5
	Lumens per Watt	122	124	125	122	122	122	123	122	121	121
T4W	4000K Lumens	8,067	15,764	23,522	31,080	38,510	46,082	54,499	61,751	68,881	76,263
	BUG Rating	B2-U0-G2	B3-U0-G3	B3-U0-G4	B3-U0-G5	B4-U0-G5	B4-U0-G5	B4-U0-G5	B4-U0-G5	B4-U0-G5	B5-U0-G5
	Lumens per Watt	120	122	123	120	120	121	122	121	120	119
SL2	4000K Lumens	7,958	15,552	23,206	30,662	37,989	45,462	53,763	60,920	67,952	75,235
	BUG Rating	B2-U0-G3	B3-U0-G3	B3-U0-G4	B3-U0-G5	B3-U0-G5	B4-U0-G5	B4-U0-G5	B4-U0-G5	B4-U0-G5	B4-U0-G5
	Lumens per Watt	119	121	121	119	119	119	120	119	118	118
SL3	4000K Lumens	8,124	15,877	23,690	31,302	38,784	46,410	54,885	62,189	69,372	76,805
	BUG Rating	B1-U0-G2	B2-U0-G3	B3-U0-G4	B3-U0-G5	B3-U0-G5	B3-U0-G5	B4-U0-G5	B4-U0-G5	B4-U0-G5	B4-U0-G5
	Lumens per Watt	121	123	124	121	121	121	123	122	121	120
SL4	4000K Lumens	7,719	15,085	22,510	29,741	36,850	44,097	52,148	59,089	65,913	72,977
	BUG Rating	B1-U0-G3	B2-U0-G4	B2-U0-G5	B3-U0-G5	B3-U0-G5	B3-U0-G5	B3-U0-G5	B3-U0-G5	B4-U0-G5	B4-U0-G5
	Lumens per Watt	115	117	118	115	115	115	116	116	115	114
5NQ	4000K Lumens	8,380	16,375	24,436	32,287	40,003	47,870	56,610	64,144	71,552	79,221
	BUG Rating	B3-U0-G1	B3-U0-G2	B4-U0-G2	B5-U0-G2	B5-U0-G3	B5-U0-G3	B5-U0-G4	B5-U0-G4	B5-U0-G4	B5-U0-G4
	Lumens per Watt	125	127	128	125	125	125	126	126	124	124
5MQ	4000K Lumens	8,534	16,676	24,885	32,881	40,739	48,752	57,653	65,326	72,868	80,679
	BUG Rating	B3-U0-G2	B4-U0-G2	B5-U0-G3	B5-U0-G4	B5-U0-G4	B5-U0-G4	B5-U0-G5	B5-U0-G5	B5-U0-G5	B5-U0-G5
	Lumens per Watt	127	129	130	127	127	128	129	128	127	126
5WQ	4000K Lumens	8,556	16,723	24,951	32,968	40,847	48,881	57,808	65,499	73,063	80,894
	BUG Rating	B3-U0-G2	B4-U0-G2	B5-U0-G3	B5-U0-G4	B5-U0-G4	B5-U0-G5	B5-U0-G5	B5-U0-G5	B5-U0-G5	B5-U0-G5
	Lumens per Watt	128	130	131	128	128	128	129	128	127	126
SLL/ SLR	4000K Lumens	7,140	13,951	20,817	27,506	34,081	40,783	48,231	54,649	60,959	67,492
	BUG Rating	B1-U0-G3	B2-U0-G3	B3-U0-G4	B3-U0-G5	B3-U0-G5	B3-U0-G5	B3-U0-G5	B4-U0-G5	B4-U0-G5	B4-U0-G5
	Lumens per Watt	107	108	109	107	107	107	108	107	106	105
RW	4000K Lumens	8,304	16,228	24,215	31,994	39,641	47,437	56,100	63,566	70,907	78,504
	BUG Rating	B3-U0-G1	B4-U0-G2	B4-U0-G2	B5-U0-G3	B5-U0-G3	B5-U0-G4	B5-U0-G4	B5-U0-G4	B5-U0-G5	B5-U0-G5
	Lumens per Watt	124	126	127	124	124	124	125	124	123	123
AFL	4000K Lumens	8,335	16,287	24,302	32,110	39,784	47,610	56,303	63,796	71,163	78,790
	BUG Rating	B1-U0-G1	B2-U0-G2	B3-U0-G2	B3-U0-G3	B3-U0-G3	B3-U0-G3	B4-U0-G4	B4-U0-G4	B4-U0-G4	B4-U0-G5
	Lumens per Watt	124	126	127	124	124	125	126	125	124	123

*** Nominal data for 70 CRI. ** For additional performance data, please reference the Galleon Supplemental Performance Guide.**

Nominal Power Lumens (1A)

Supplemental Performance Guide**

Number of Light Squares		1	2	3	4	5	6	7	8	9	10
Nominal Power (Watts)		59	113	166	225	279	333	391	445	501	558
Input Current @ 120V (A)		0.51	1.02	1.53	2.03	2.55	3.06	3.56	4.08	4.60	5.07
Input Current @ 208V (A)		0.29	0.56	0.82	1.11	1.37	1.64	1.93	2.19	2.46	2.75
Input Current @ 240V (A)		0.26	0.48	0.71	0.96	1.19	0.41	1.67	1.89	2.12	2.39
Input Current @ 277V (A)		0.23	0.42	0.61	0.83	1.03	1.23	1.45	1.65	1.84	2.09
Input Current @ 347V (A)		0.17	0.32	0.50	0.64	0.82	1.00	1.14	1.32	1.50	1.68
Input Current @ 480V (A)		0.14	0.24	0.37	0.48	0.61	0.75	0.91	0.99	1.12	1.28
Optics											
T2	4000K Lumens	7,267	14,201	21,190	28,000	34,692	41,515	49,096	55,627	62,053	68,703
	BUG Rating	B1-U0-G2	B2-U0-G3	B3-U0-G3	B3-U0-G4	B3-U0-G4	B3-U0-G5	B4-U0-G5	B4-U0-G5	B4-U0-G5	B4-U0-G5
	Lumens per Watt	123	126	128	124	124	125	126	125	124	123
T2R	4000K Lumens	7,715	15,077	22,497	29,725	36,829	44,073	52,122	59,056	65,876	72,937
	BUG Rating	B1-U0-G2	B2-U0-G2	B3-U0-G3	B3-U0-G3	B3-U0-G4	B3-U0-G4	B3-U0-G5	B4-U0-G5	B4-U0-G5	B4-U0-G5
	Lumens per Watt	131	133	136	132	132	132	133	133	131	131
T3	4000K Lumens	7,408	14,475	21,598	28,539	35,358	42,313	50,039	56,698	63,246	70,024
	BUG Rating	B1-U0-G2	B2-U0-G2	B3-U0-G3	B3-U0-G4	B3-U0-G4	B3-U0-G5	B4-U0-G5	B4-U0-G5	B4-U0-G5	B4-U0-G5
	Lumens per Watt	126	128	130	127	127	127	128	127	126	125
T3R	4000K Lumens	7,571	14,798	22,078	29,172	36,145	43,253	51,153	57,959	64,653	71,581
	BUG Rating	B1-U0-G2	B2-U0-G3	B3-U0-G4	B3-U0-G4	B3-U0-G5	B3-U0-G5	B4-U0-G5	B4-U0-G5	B4-U0-G5	B4-U0-G5
	Lumens per Watt	128	131	133	130	130	130	131	130	129	128
T4FT	4000K Lumens	7,451	14,559	21,725	28,703	35,564	42,558	50,330	57,027	63,613	70,430
	BUG Rating	B1-U0-G2	B2-U0-G3	B3-U0-G4	B3-U0-G5	B3-U0-G5	B3-U0-G5	B4-U0-G5	B4-U0-G5	B4-U0-G5	B4-U0-G5
	Lumens per Watt	126	129	131	128	127	128	129	128	127	126
T4W	4000K Lumens	7,354	14,371	21,442	28,333	35,105	42,007	49,681	56,291	62,792	69,521
	BUG Rating	B1-U0-G2	B2-U0-G3	B3-U0-G4	B3-U0-G4	B3-U0-G5	B4-U0-G5	B4-U0-G5	B4-U0-G5	B4-U0-G5	B4-U0-G5
	Lumens per Watt	125	127	129	126	126	126	127	126	125	125
SL2	4000K Lumens	7,254	14,178	21,155	27,951	34,631	41,443	49,011	55,533	61,944	68,584
	BUG Rating	B1-U0-G2	B2-U0-G3	B3-U0-G4	B3-U0-G5	B3-U0-G5	B4-U0-G5	B4-U0-G5	B4-U0-G5	B4-U0-G5	B4-U0-G5
	Lumens per Watt	123	125	127	124	124	124	125	125	124	123
SL3	4000K Lumens	7,406	14,474	21,596	28,534	35,355	42,307	50,033	56,690	63,237	70,014
	BUG Rating	B1-U0-G2	B2-U0-G3	B3-U0-G4	B3-U0-G5	B3-U0-G5	B3-U0-G5	B3-U0-G5	B4-U0-G5	B4-U0-G5	B4-U0-G5
	Lumens per Watt	126	128	130	127	127	127	128	127	126	125
SL4	4000K Lumens	7,037	13,751	20,519	27,112	33,592	40,198	47,538	53,864	60,087	66,524
	BUG Rating	B1-U0-G3	B2-U0-G4	B2-U0-G5	B3-U0-G5	B3-U0-G5	B3-U0-G5	B3-U0-G5	B3-U0-G5	B3-U0-G5	B4-U0-G5
	Lumens per Watt	119	122	124	120	120	121	122	121	120	119
5NQ	4000K Lumens	7,640	14,928	22,275	29,431	36,465	43,637	51,606	58,472	65,226	72,218
	BUG Rating	B3-U0-G1	B3-U0-G2	B4-U0-G2	B5-U0-G2	B5-U0-G3	B5-U0-G3	B5-U0-G4	B5-U0-G4	B5-U0-G4	B5-U0-G4
	Lumens per Watt	129	132	134	131	131	131	132	131	130	129
5MQ	4000K Lumens	7,779	15,203	22,684	29,973	37,137	44,441	52,555	59,549	66,427	73,545
	BUG Rating	B3-U0-G2	B4-U0-G2	B5-U0-G3	B5-U0-G3	B5-U0-G4	B5-U0-G4	B5-U0-G5	B5-U0-G5	B5-U0-G5	B5-U0-G5
	Lumens per Watt	132	135	137	133	133	133	134	134	133	132
5WQ	4000K Lumens	7,800	15,243	22,744	30,052	37,236	44,560	52,697	59,708	66,603	73,742
	BUG Rating	B3-U0-G2	B4-U0-G2	B5-U0-G3	B5-U0-G4	B5-U0-G4	B5-U0-G5	B5-U0-G5	B5-U0-G5	B5-U0-G5	B5-U0-G5
	Lumens per Watt	132	135	137	134	133	134	135	134	133	132
SLL/ SLR	4000K Lumens	6,510	12,719	18,977	25,075	31,067	37,176	43,967	49,817	55,569	61,525
	BUG Rating	B1-U0-G2	B2-U0-G3	B2-U0-G4	B3-U0-G5	B3-U0-G5	B3-U0-G5	B3-U0-G5	B3-U0-G5	B4-U0-G5	B4-U0-G5
	Lumens per Watt	110	113	114	111	111	112	112	112	111	110
RW	4000K Lumens	7,570	14,793	22,073	29,165	36,137	43,243	51,140	57,945	64,637	71,564
	BUG Rating	B3-U0-G1	B4-U0-G2	B4-U0-G2	B5-U0-G3	B5-U0-G3	B5-U0-G4	B5-U0-G4	B5-U0-G4	B5-U0-G4	B5-U0-G5
	Lumens per Watt	128	131	133	130	130	130	131	130	129	128
AFL	4000K Lumens	7,598	14,847	22,154	29,272	36,267	43,400	51,326	58,156	64,872	71,824
	BUG Rating	B1-U0-G1	B2-U0-G2	B3-U0-G2	B3-U0-G3	B3-U0-G3	B3-U0-G3	B4-U0-G4	B4-U0-G4	B4-U0-G4	B4-U0-G4
	Lumens per Watt	129	131	133	130	130	130	131	131	129	129

* Nominal data for 70 CRI. ** For additional performance data, please reference the Galleon Supplemental Performance Guide.

Nominal Power Lumens (800mA)

Supplemental Performance Guide**

Number of Light Squares		1	2	3	4	5	6	7	8	9	10
Nominal Power (Watts)		44	85	124	171	210	249	295	334	374	419
Input Current @ 120V (A)		0.39	0.77	1.13	1.54	1.90	2.26	2.67	3.03	3.39	3.80
Input Current @ 208V (A)		0.22	0.44	0.62	0.88	1.06	1.24	1.50	1.68	1.87	2.12
Input Current @ 240V (A)		0.19	0.38	0.54	0.76	0.92	1.08	1.30	1.46	1.62	1.84
Input Current @ 277V (A)		0.17	0.36	0.47	0.72	0.83	0.95	1.19	1.31	1.42	1.67
Input Current @ 347V (A)		0.15	0.24	0.38	0.49	0.63	0.77	0.87	1.01	1.15	1.52
Input Current @ 480V (A)		0.11	0.18	0.29	0.37	0.48	0.59	0.66	0.77	0.88	0.96
Optics											
T2	4000K Lumens	5,871	11,474	17,121	22,622	28,029	33,542	39,667	44,944	50,134	55,508
	BUG Rating	B1-U0-G2	B2-U0-G2	B2-U0-G3	B3-U0-G4	B3-U0-G4	B3-U0-G4	B3-U0-G5	B3-U0-G5	B4-U0-G5	B4-U0-G5
	Lumens per Watt	133	135	138	132	133	135	134	135	134	132
T2R	4000K Lumens	6,233	12,181	18,176	24,016	29,756	35,608	42,111	47,714	53,224	58,929
	BUG Rating	B1-U0-G1	B2-U0-G2	B2-U0-G2	B3-U0-G3	B3-U0-G3	B3-U0-G4	B3-U0-G4	B3-U0-G4	B3-U0-G5	B4-U0-G5
	Lumens per Watt	142	143	147	140	142	143	143	143	142	141
T3	4000K Lumens	5,986	11,695	17,450	23,057	28,568	34,186	40,430	45,809	51,099	56,576
	BUG Rating	B1-U0-G2	B2-U0-G2	B3-U0-G3	B3-U0-G4	B3-U0-G4	B3-U0-G4	B3-U0-G5	B4-U0-G5	B4-U0-G5	B4-U0-G5
	Lumens per Watt	136	138	141	135	136	137	137	137	137	135
T3R	4000K Lumens	6,117	11,955	17,838	23,569	29,203	34,946	41,328	46,827	52,235	57,832
	BUG Rating	B1-U0-G2	B2-U0-G2	B2-U0-G3	B3-U0-G4	B3-U0-G4	B3-U0-G5	B3-U0-G5	B3-U0-G5	B4-U0-G5	B4-U0-G5
	Lumens per Watt	139	141	144	138	139	140	140	140	140	138
T4FT	4000K Lumens	6,019	11,763	17,551	23,190	28,734	34,384	40,663	46,074	51,396	56,904
	BUG Rating	B1-U0-G2	B2-U0-G3	B3-U0-G4	B3-U0-G4	B3-U0-G5	B3-U0-G5	B3-U0-G5	B4-U0-G5	B4-U0-G5	B4-U0-G5
	Lumens per Watt	137	138	142	136	137	138	138	138	137	136
T4W	4000K Lumens	5,942	11,610	17,324	22,891	28,363	33,940	40,138	45,480	50,732	56,169
	BUG Rating	B1-U0-G2	B2-U0-G2	B3-U0-G3	B3-U0-G4	B3-U0-G4	B3-U0-G5	B4-U0-G5	B4-U0-G5	B4-U0-G5	B4-U0-G5
	Lumens per Watt	135	137	140	134	135	136	136	136	136	134
SL2	4000K Lumens	5,862	11,454	17,091	22,583	27,980	33,484	39,598	44,867	50,048	55,411
	BUG Rating	B1-U0-G2	B2-U0-G3	B3-U0-G4	B3-U0-G4	B3-U0-G5	B3-U0-G5	B4-U0-G5	B4-U0-G5	B4-U0-G5	B4-U0-G5
	Lumens per Watt	133	135	138	132	133	134	134	134	134	132
SL3	4000K Lumens	5,985	11,694	17,447	23,053	28,565	34,182	40,424	45,804	51,092	56,568
	BUG Rating	B1-U0-G2	B2-U0-G3	B2-U0-G3	B3-U0-G4	B3-U0-G5	B3-U0-G5	B3-U0-G5	B3-U0-G5	B3-U0-G5	B4-U0-G5
	Lumens per Watt	136	138	141	135	136	137	137	137	137	135
SL4	4000K Lumens	5,685	11,111	16,577	21,905	27,140	32,478	38,409	43,520	48,546	53,748
	BUG Rating	B1-U0-G2	B1-U0-G3	B2-U0-G4	B2-U0-G5	B3-U0-G5	B3-U0-G5	B3-U0-G5	B3-U0-G5	B3-U0-G5	B3-U0-G5
	Lumens per Watt	129	131	134	128	129	130	130	130	130	128
5NQ	4000K Lumens	6,172	12,061	17,997	23,778	29,462	35,256	41,694	47,242	52,699	58,347
	BUG Rating	B2-U0-G1	B3-U0-G1	B4-U0-G2	B4-U0-G2	B5-U0-G2	B5-U0-G3	B5-U0-G3	B5-U0-G3	B5-U0-G4	B5-U0-G4
	Lumens per Watt	140	142	145	139	140	142	141	141	141	139
5MQ	4000K Lumens	6,285	12,283	18,328	24,217	30,004	35,907	42,462	48,112	53,669	59,421
	BUG Rating	B3-U0-G1	B4-U0-G2	B4-U0-G2	B5-U0-G3	B5-U0-G3	B5-U0-G4	B5-U0-G4	B5-U0-G4	B5-U0-G5	B5-U0-G5
	Lumens per Watt	143	145	148	142	143	144	144	144	144	142
5WQ	4000K Lumens	6,303	12,317	18,377	24,281	30,085	36,001	42,575	48,241	53,812	59,579
	BUG Rating	B3-U0-G1	B4-U0-G2	B5-U0-G3	B5-U0-G3	B5-U0-G4	B5-U0-G4	B5-U0-G5	B5-U0-G5	B5-U0-G5	B5-U0-G5
	Lumens per Watt	143	145	148	142	143	145	144	144	144	142
SLL/ SLR	4000K Lumens	5,260	10,276	15,332	20,259	25,101	30,037	35,522	40,249	44,898	49,708
	BUG Rating	B1-U0-G2	B2-U0-G3	B2-U0-G4	B3-U0-G4	B3-U0-G5	B3-U0-G5	B3-U0-G5	B3-U0-G5	B3-U0-G5	B3-U0-G5
	Lumens per Watt	120	121	124	118	120	121	120	121	120	119
RW	4000K Lumens	6,116	11,952	17,834	23,563	29,196	34,938	41,317	46,817	52,224	57,819
	BUG Rating	B3-U0-G1	B3-U0-G2	B4-U0-G2	B4-U0-G2	B5-U0-G3	B5-U0-G3	B5-U0-G3	B5-U0-G4	B5-U0-G4	B5-U0-G4
	Lumens per Watt	139	141	144	138	139	140	140	140	140	138
AFL	4000K Lumens	6,139	11,996	17,899	23,650	29,302	35,064	41,468	46,987	52,412	58,030
	BUG Rating	B1-U0-G1	B2-U0-G2	B2-U0-G2	B3-U0-G2	B3-U0-G3	B3-U0-G3	B3-U0-G3	B3-U0-G3	B4-U0-G4	B4-U0-G4
	Lumens per Watt	140	141	144	138	140	141	141	141	140	138

*** Nominal data for 70 CRI. ** For additional performance data, please reference the Galleon Supplemental Performance Guide.**

Nominal Power Lumens (600mA)

Supplemental Performance Guide**

Number of Light Squares		1	2	3	4	5	6	7	8	9	10
Nominal Power (Watts)		34	66	96	129	162	193	226	257	290	323
Input Current @ 120V (A)		0.30	0.58	0.86	1.16	1.44	1.73	2.03	2.33	2.59	2.89
Input Current @ 208V (A)		0.17	0.34	0.49	0.65	0.84	0.99	1.14	1.30	1.48	1.63
Input Current @ 240V (A)		0.15	0.30	0.43	0.56	0.74	0.87	1.00	1.13	1.30	1.43
Input Current @ 277V (A)		0.14	0.28	0.41	0.52	0.69	0.81	0.93	1.04	1.22	1.33
Input Current @ 347V (A)		0.11	0.19	0.30	0.39	0.49	0.60	0.69	0.77	0.90	0.99
Input Current @ 480V (A)		0.08	0.15	0.24	0.30	0.38	0.48	0.53	0.59	0.71	0.77
Optics											
T2	4000K Lumens	4,787	9,357	13,961	18,448	22,856	27,353	32,347	36,651	40,884	45,265
	BUG Rating	B1-U0-G1	B2-U0-G2	B2-U0-G3	B2-U0-G3	B3-U0-G4	B3-U0-G4	B3-U0-G4	B3-U0-G5	B3-U0-G5	B3-U0-G5
	Lumens per Watt	141	142	145	143	141	142	143	143	141	140
T2R	4000K Lumens	5,083	9,934	14,822	19,585	24,266	29,038	34,341	38,911	43,404	48,055
	BUG Rating	B1-U0-G1	B1-U0-G2	B2-U0-G2	B2-U0-G2	B3-U0-G3	B3-U0-G3	B3-U0-G4	B3-U0-G4	B3-U0-G4	B3-U0-G5
	Lumens per Watt	150	151	154	152	150	150	152	151	150	149
T3	4000K Lumens	4,880	9,537	14,231	18,803	23,296	27,878	32,970	37,358	41,671	46,137
	BUG Rating	B1-U0-G1	B2-U0-G2	B2-U0-G2	B3-U0-G3	B3-U0-G4	B3-U0-G4	B3-U0-G4	B3-U0-G5	B3-U0-G5	B4-U0-G5
	Lumens per Watt	144	145	148	146	144	144	146	145	144	143
T3R	4000K Lumens	4,988	9,749	14,547	19,220	23,814	28,497	33,703	38,188	42,598	47,162
	BUG Rating	B1-U0-G2	B1-U0-G2	B2-U0-G3	B2-U0-G3	B3-U0-G4	B3-U0-G4	B3-U0-G5	B3-U0-G5	B3-U0-G5	B3-U0-G5
	Lumens per Watt	147	148	152	149	147	148	149	149	147	146
T4FT	4000K Lumens	4,909	9,591	14,312	18,911	23,432	28,040	33,161	37,574	41,913	46,404
	BUG Rating	B1-U0-G2	B2-U0-G3	B2-U0-G3	B3-U0-G4	B3-U0-G4	B3-U0-G5	B3-U0-G5	B3-U0-G5	B3-U0-G5	B4-U0-G5
	Lumens per Watt	144	145	149	147	145	145	147	146	145	144
T4W	4000K Lumens	4,845	9,468	14,128	18,668	23,130	27,678	32,732	37,088	41,371	45,805
	BUG Rating	B1-U0-G2	B2-U0-G2	B2-U0-G3	B3-U0-G3	B3-U0-G4	B3-U0-G4	B3-U0-G5	B3-U0-G5	B4-U0-G5	B4-U0-G5
	Lumens per Watt	143	143	147	145	143	143	145	144	143	142
SL2	4000K Lumens	4,779	9,341	13,937	18,416	22,818	27,305	32,292	36,589	40,813	45,188
	BUG Rating	B1-U0-G2	B2-U0-G3	B2-U0-G3	B3-U0-G4	B3-U0-G4	B3-U0-G5	B3-U0-G5	B3-U0-G5	B4-U0-G5	B4-U0-G5
	Lumens per Watt	141	142	145	143	141	141	143	142	141	140
SL3	4000K Lumens	4,879	9,536	14,229	18,800	23,294	27,874	32,965	37,351	41,666	46,130
	BUG Rating	B1-U0-G2	B1-U0-G3	B2-U0-G3	B2-U0-G4	B3-U0-G4	B3-U0-G5	B3-U0-G5	B3-U0-G5	B3-U0-G5	B3-U0-G5
	Lumens per Watt	144	144	148	146	144	144	146	145	144	143
SL4	4000K Lumens	4,637	9,059	13,519	17,863	22,132	26,486	31,322	35,490	39,589	43,831
	BUG Rating	B1-U0-G2	B1-U0-G3	B2-U0-G4	B2-U0-G4	B2-U0-G5	B3-U0-G5	B3-U0-G5	B3-U0-G5	B3-U0-G5	B3-U0-G5
	Lumens per Watt	136	137	141	138	137	137	139	138	137	136
5NQ	4000K Lumens	5,033	9,835	14,676	19,392	24,026	28,751	34,002	38,526	42,975	47,581
	BUG Rating	B2-U0-G1	B3-U0-G1	B3-U0-G2	B4-U0-G2	B4-U0-G2	B4-U0-G2	B5-U0-G2	B5-U0-G3	B5-U0-G3	B5-U0-G3
	Lumens per Watt	148	149	153	150	148	149	150	150	148	147
5MQ	4000K Lumens	5,126	10,015	14,946	19,747	24,468	29,281	34,628	39,236	43,766	48,457
	BUG Rating	B3-U0-G1	B3-U0-G2	B4-U0-G2	B4-U0-G2	B5-U0-G3	B5-U0-G3	B5-U0-G4	B5-U0-G4	B5-U0-G4	B5-U0-G4
	Lumens per Watt	151	152	156	153	151	152	153	153	151	150
5WQ	4000K Lumens	5,139	10,043	14,985	19,801	24,533	29,359	34,721	39,339	43,883	48,586
	BUG Rating	B3-U0-G1	B4-U0-G2	B4-U0-G2	B5-U0-G3	B5-U0-G3	B5-U0-G4	B5-U0-G4	B5-U0-G4	B5-U0-G5	B5-U0-G5
	Lumens per Watt	151	152	156	153	151	152	154	153	151	150
SLL/ SLR	4000K Lumens	4,289	8,380	12,502	16,520	20,469	24,494	28,967	32,823	36,613	40,537
	BUG Rating	B1-U0-G2	B1-U0-G3	B2-U0-G3	B2-U0-G4	B3-U0-G4	B3-U0-G5	B3-U0-G5	B3-U0-G5	B3-U0-G5	B3-U0-G5
	Lumens per Watt	126	127	130	128	126	127	128	128	126	126
RW	4000K Lumens	4,987	9,746	14,543	19,215	23,808	28,491	33,695	38,178	42,587	47,151
	BUG Rating	B2-U0-G1	B3-U0-G1	B4-U0-G2	B4-U0-G2	B4-U0-G2	B5-U0-G3	B5-U0-G3	B5-U0-G3	B5-U0-G4	B5-U0-G4
	Lumens per Watt	147	148	151	149	147	148	149	149	147	146
AFL	4000K Lumens	5,007	9,782	14,597	19,285	23,896	28,594	33,817	38,317	42,742	47,322
	BUG Rating	B1-U0-G1	B1-U0-G1	B2-U0-G2	B2-U0-G2	B3-U0-G2	B3-U0-G3	B3-U0-G3	B3-U0-G3	B3-U0-G3	B3-U0-G3
	Lumens per Watt	147	148	152	149	148	148	150	149	147	147

* Nominal data for 70 CRI. ** For additional performance data, please reference the Galleon Supplemental Performance Guide.

Control Options

0-10V (DIM)
This fixture is offered standard with 0-10V dimming driver(s). The DIM option provides 0-10V dimming wire leads for use with a lighting control panel or other control method.

Photocontrol (BPC, PR and PR7)
Optional button-type photocontrol (BPC) and photocontrol receptacles (PR and PR7) provide a flexible solution to enable "dusk-to-dawn" lighting by sensing light levels. Advanced control systems compatible with NEMA 7-pin standards can be utilized with the PR7 receptacle.

After Hours Dim (AHD)
This feature allows photocontrol-enabled luminaires to achieve additional energy savings by dimming during scheduled portions of the night. The dimming profile will automatically take effect after a "dusk-to-dawn" period has been calculated from the photocontrol input. Specify the desired dimming profile for a simple, factory-shipped dimming solution requiring no external control wiring. Reference the After Hours Dim supplemental guide for additional information.

Dimming Occupancy Sensor (SPB, MS/DIM-LXX, MS/X-LXX and MS-LXX)
These sensors are factory installed in the luminaire housing. When the SPB or MS/DIM sensor options are selected, the occupancy sensor is connected to a dimming driver and the entire luminaire dims when there is no activity detected. When activity is detected, the luminaire returns to full light output. The MS/DIM sensor is factory preset to dim down to approximately 50 percent power with a time delay of five minutes. The MS-LXX sensor is factory preset to turn the luminaire off after five minutes of no activity. The MS/X-LXX is also preset for five minutes and only controls the specified number of light engines to maintain steady output from the remaining light engines. SPB motion sensors require the Sensor Configuration mobile application by Wattstopper to change factory default dimming level, time delay, sensitivity and other parameters. Available for iOS and Android devices. The SPB sensor is factory preset to dim down to approximately 10% power with a time delay of five minutes. The MS/DIM occupancy sensors require the FSIR-100 programming tool to adjust factory defaults.

For mounting heights up to 8' (-L08)

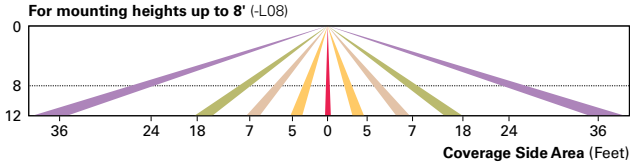

For mounting heights up to 20' (-L20)

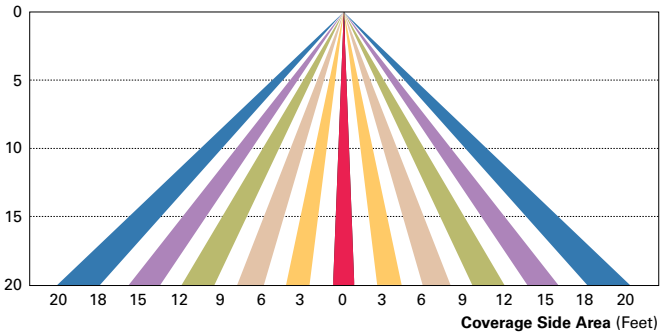

For mounting heights up to 40' (-L40W)

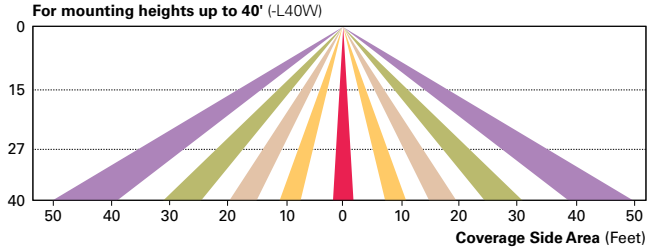

Enlighted Wireless Control and Monitoring System (LWR-LW and LWR-LN)
Enlighted is a connected lighting solution that combines a broad selection of energy-efficient LED luminaires with a powerful integrated wireless sensor system. The sensor controls the lighting system in compliance with the latest energy codes and collects valuable data about building performance and use. Software applications turn the granular data into information through energy dashboards and specialized apps that make it simple and help optimize the use of building resources, beyond lighting.

For mounting heights from 8' to 16' (LWR-LW)

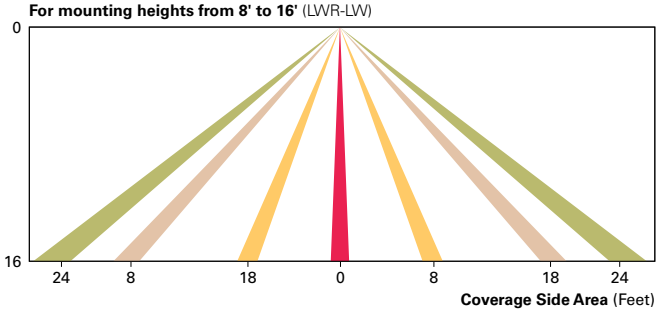

For mounting heights from 16' to 40' (LWR-LN)

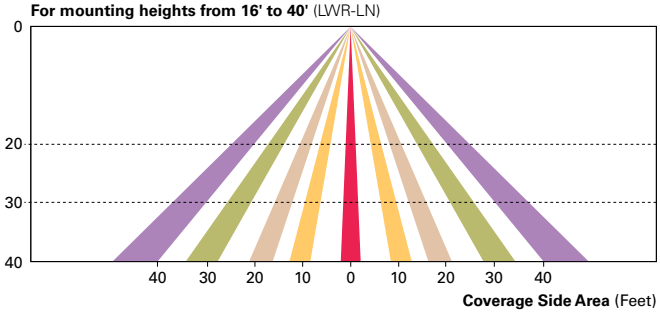

WaveLinx Wireless Outdoor Lighting Control Module (WOLC-7P-10A)
The 7-pin wireless outdoor lighting control module enables WaveLinx to control outdoor area, site and flood lighting. WaveLinx controls outdoor lighting using schedules to provide ON, OFF and dimming controls based on astronomic or time schedules based on a 7 day week.

AirMesh (DIM10)
AirMesh integrated wireless controls system includes factory installed DIM10 Synapse control module and FSP-201 motion sensor, requires additional AirMesh components for operation. Contact Synapse at www.synapsewireless.com for product support, warranty and terms and conditions.

Cooper Lighting Solutions
1121 Highway 74 South
Peachtree City, GA 30269
P: 770-486-4800
www.cooperlighting.com